

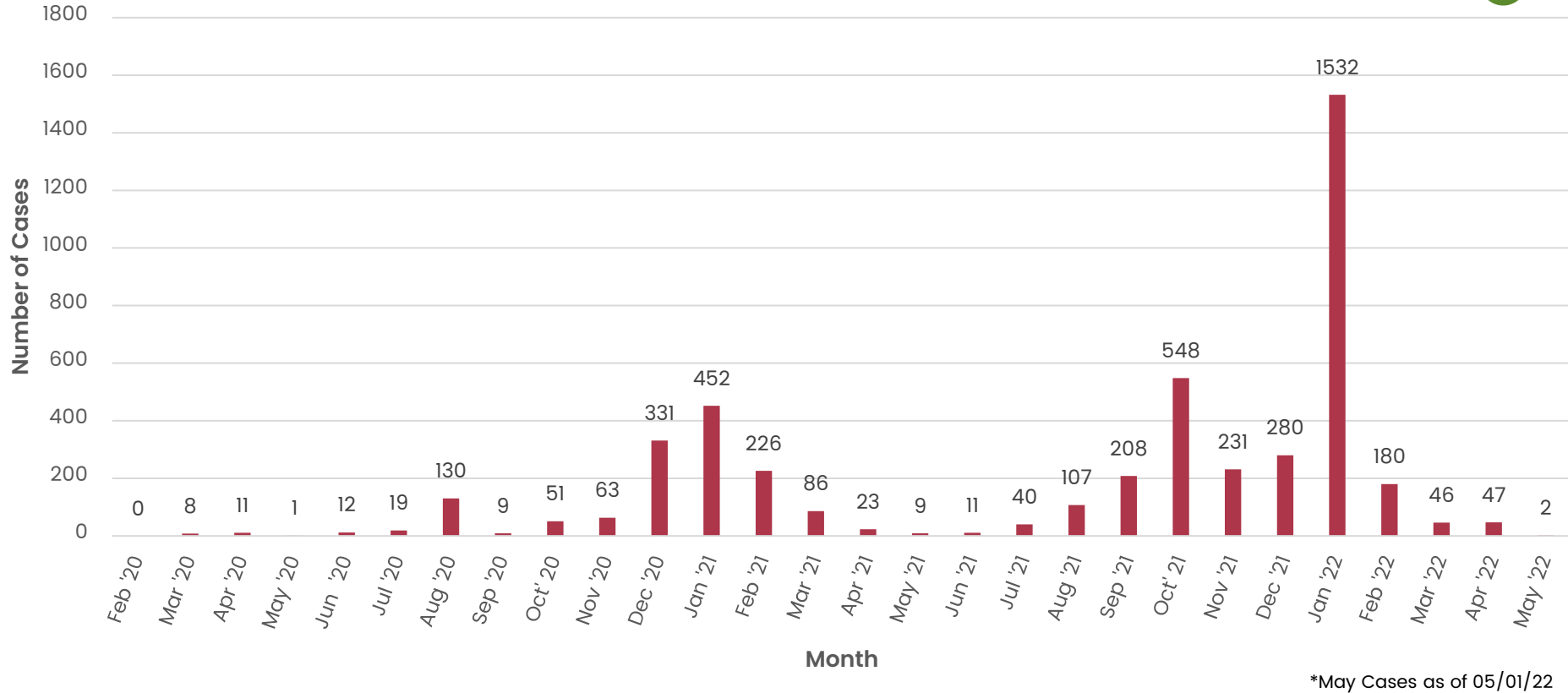


COVID-19 RESPONSE

Inyo County COVID-19 Case Trends

Data through May 1, 2022

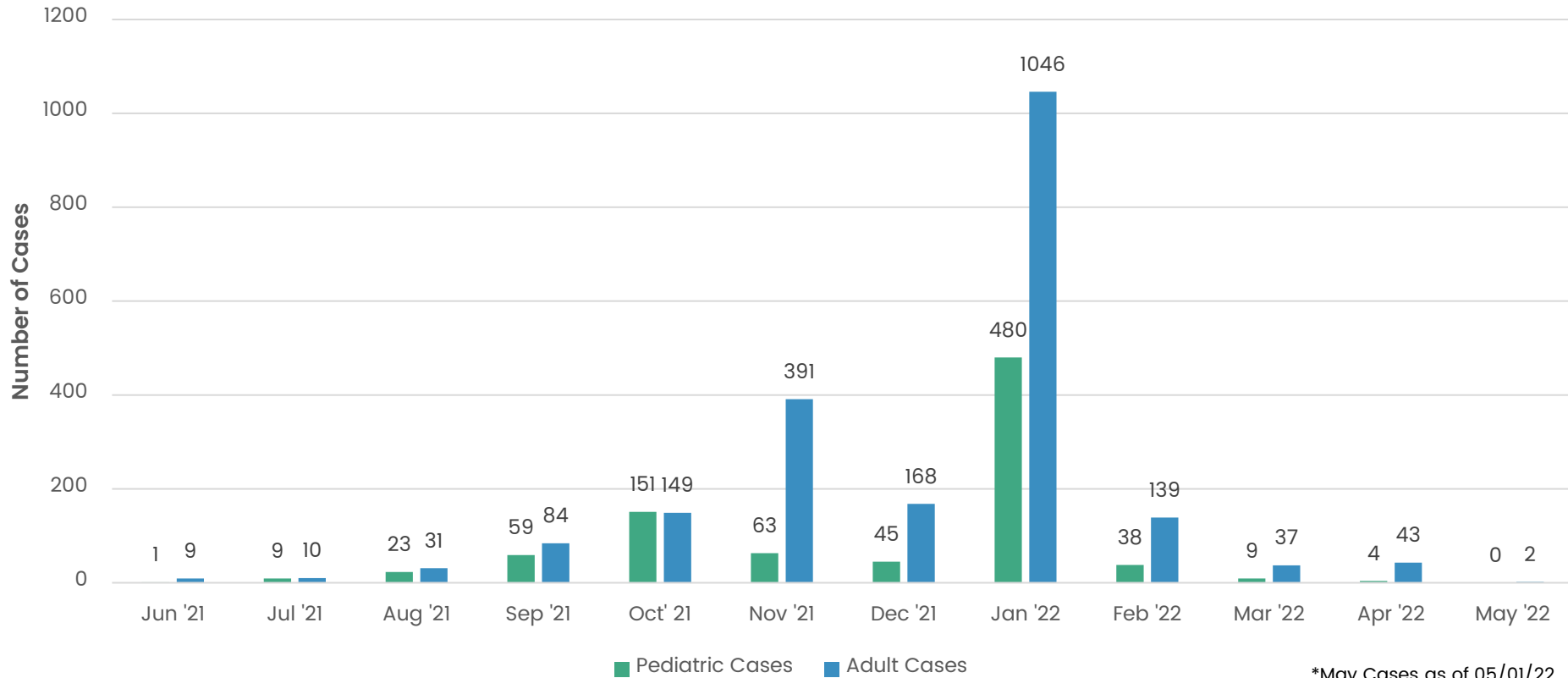
Total COVID-19 Cases



Notes:

- As of 01/04/2022, case counts reflect cases confirmed by PCR and antigen testing. Prior to 01/04/2022, only PCR-confirmed cases were included in data sets.
- Due to current stress from increases in COVID-19 cases locally and statewide on California infectious disease reporting and contact tracing platforms CalRedie and CalConnect and Inyo County Public Health, case counts may be underreported.
- There are six (6) cases with no known date of birth in January 2022
- There are three (3) cases with no known date of birth in February 2022

New Adult and Pediatric COVID-19 Cases by Month



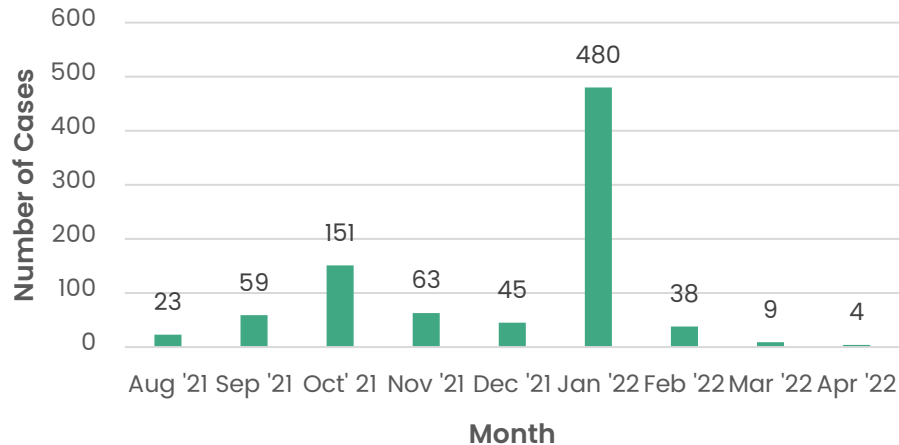
*May Cases as of 05/01/22

Notes:

- As of 01/04/2022, case counts reflect cases confirmed by PCR and antigen testing. Prior to 01/04/2022, only PCR-confirmed cases were included in data sets.
- Due to current stress from increases in COVID-19 cases locally and statewide on California infectious disease reporting and contact tracing platforms CalRedie and CalConnect and Inyo County Public Health, case counts may be underreported.
- There are six (6) cases with no known date of birth in January 2022
- There are three (3) cases with no known date of birth in February 2022

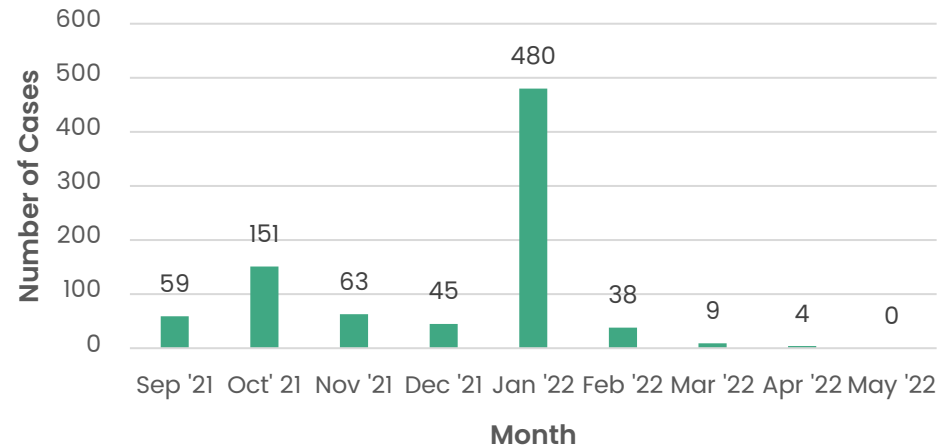
New Monthly Pediatric COVID-19 Cases: Last Week's Report Compared to This Week's Report

Monthly New Pediatric COVID-19 Cases



March Cases as of 04/24/22

Monthly New Pediatric COVID-19 Cases



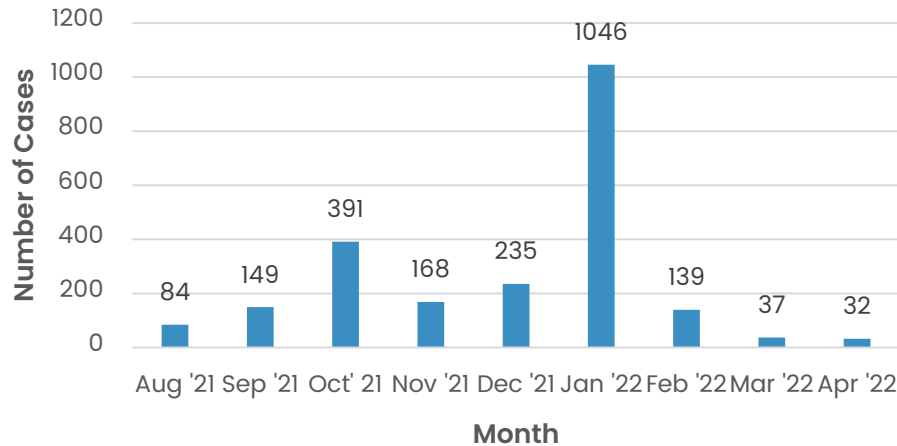
March Cases as of 05/01/22

Notes:

- As of 01/04/2022, case counts reflect cases confirmed by PCR and antigen testing. Prior to 01/04/2022, only PCR-confirmed cases were included in data sets.
- Due to current stress from increases in COVID-19 cases locally and statewide on California infectious disease reporting and contact tracing platforms CalRedie and CalConnect and Inyo County Public Health, case counts may be underreported.
- There are six (6) cases with no known date of birth in January 2022
- There are three (3) cases with no known date of birth in February 2022

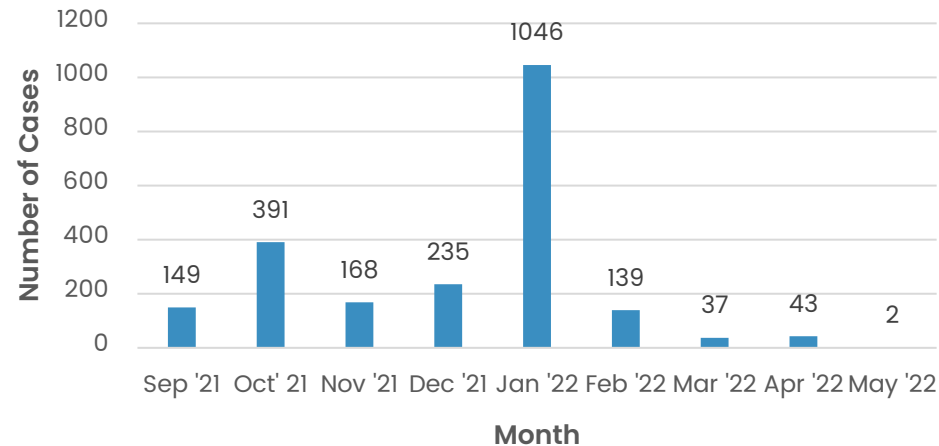
New Monthly Adult COVID-19 Cases: Last Week's Report Compared to This Week's Report

Monthly New Adult COVID-19 Cases



March Cases as of 04/24/22

Monthly New Adult COVID-19 Cases

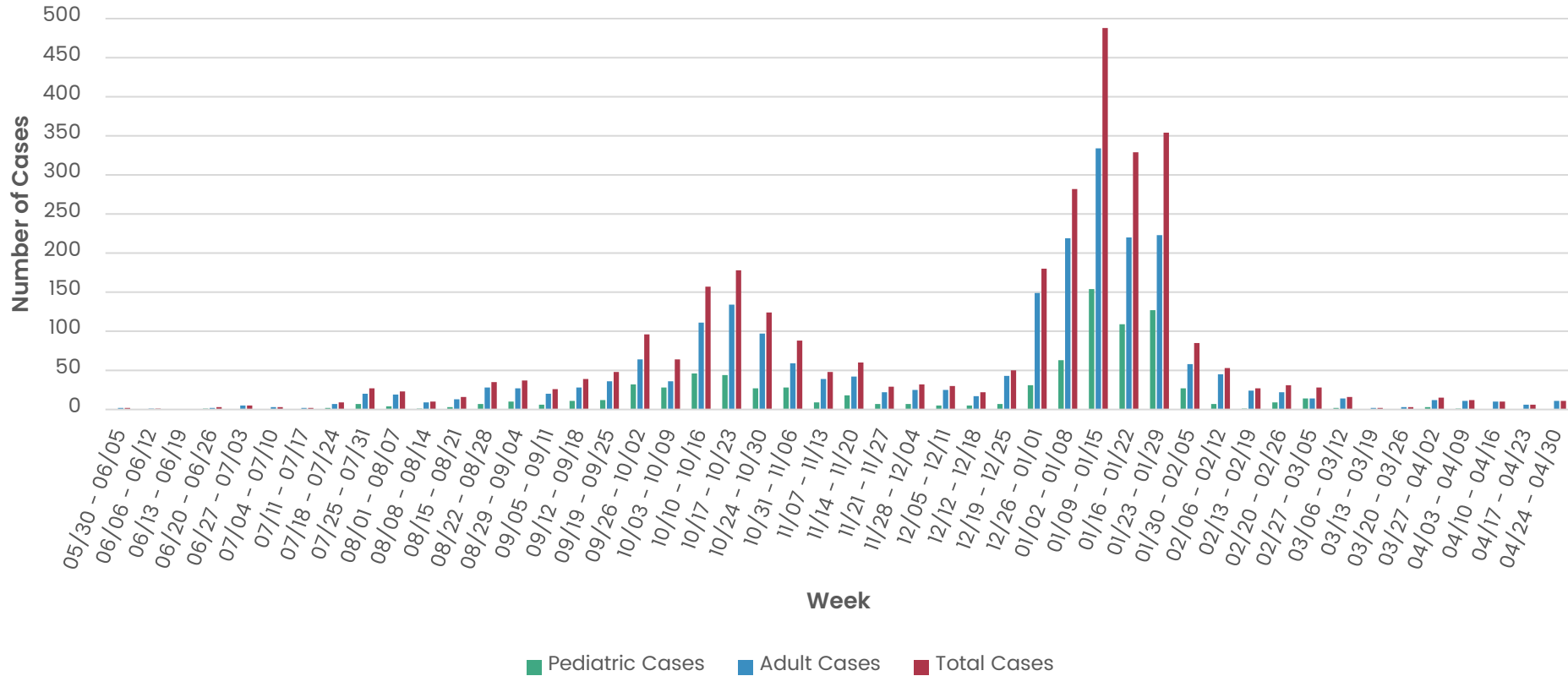


March Cases as of 05/01/22

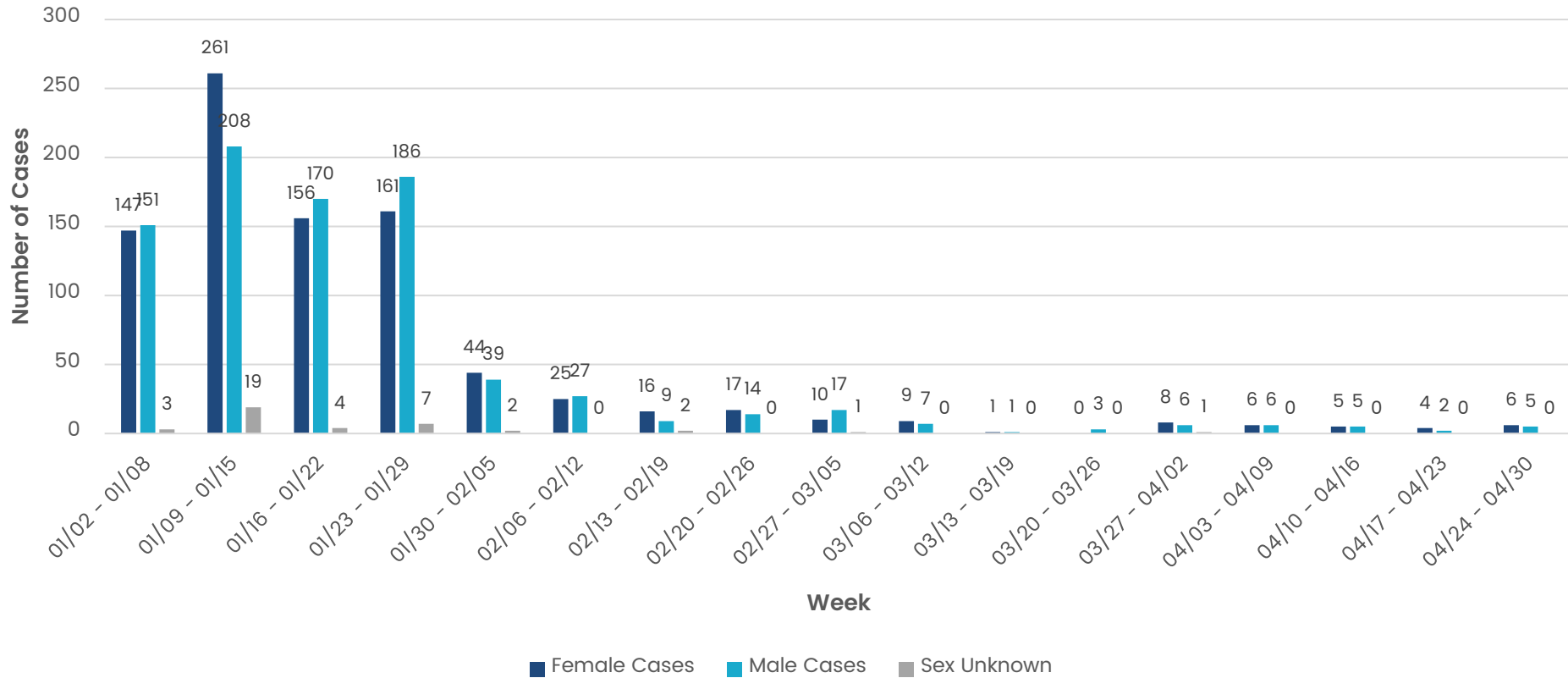
Notes:

- As of 01/04/2022, case counts reflect cases confirmed by PCR and antigen testing. Prior to 01/04/2022, only PCR-confirmed cases were included in data sets.
- Due to current stress from increases in COVID-19 cases locally and statewide on California infectious disease reporting and contact tracing platforms CalRedie and CalConnect and Inyo County Public Health, case counts may be underreported.
- There are six (6) cases with no known date of birth in January 2022
- There are three (3) cases with no known date of birth in February 2022

New Weekly Adult and Pediatric COVID-19 Cases



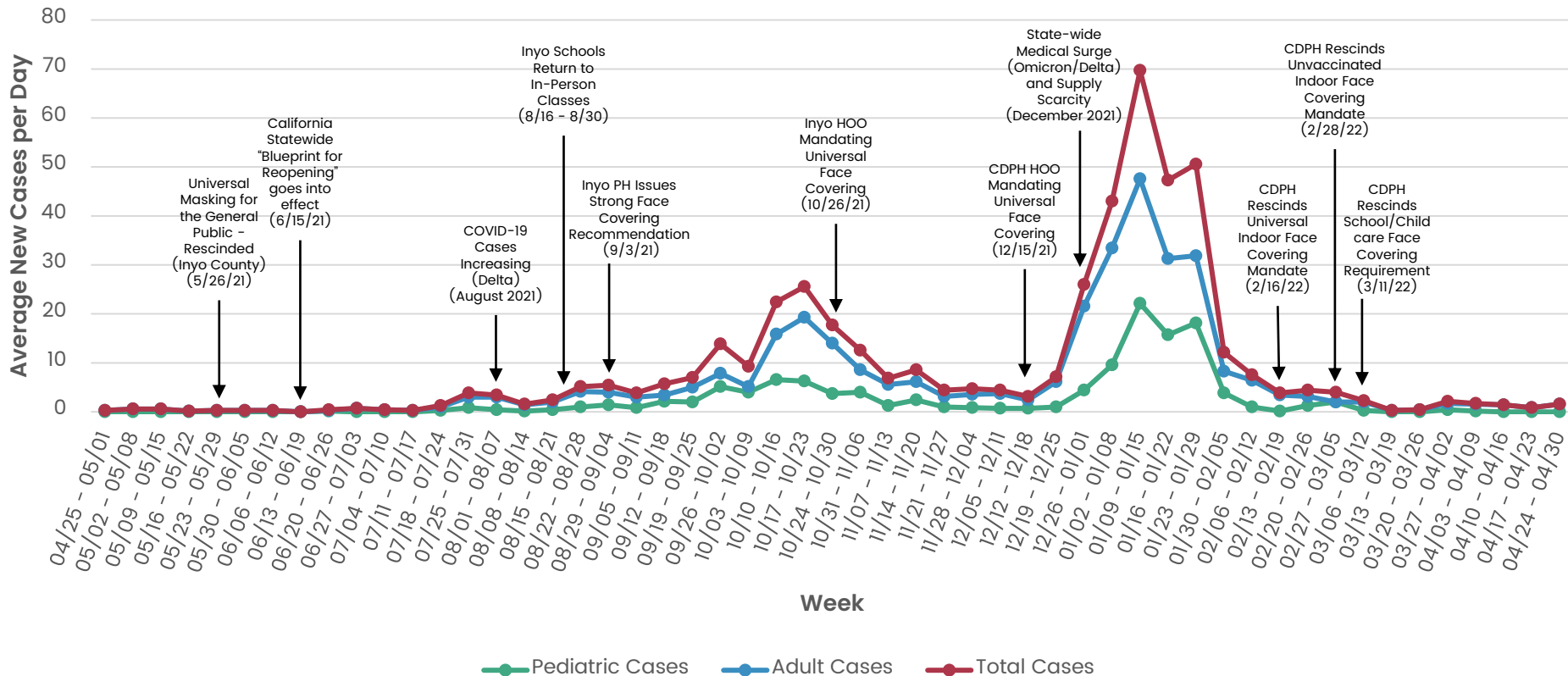
New Weekly COVID-19 Cases by Sex: January, February, March, and April



Notes:

- As of 01/04/2022, case counts reflect cases confirmed by PCR and antigen testing. Prior to 01/04/2022, only PCR-confirmed cases were included in data sets.
- Due to current stress from increases in COVID-19 cases locally and statewide on California infectious disease reporting and contact tracing platforms CalRedie and CalConnect and Inyo County Public Health, case counts may be underreported.
- There are six (6) cases with no known date of birth in January 2022
- There are three (3) cases with no known date of birth in February 2022

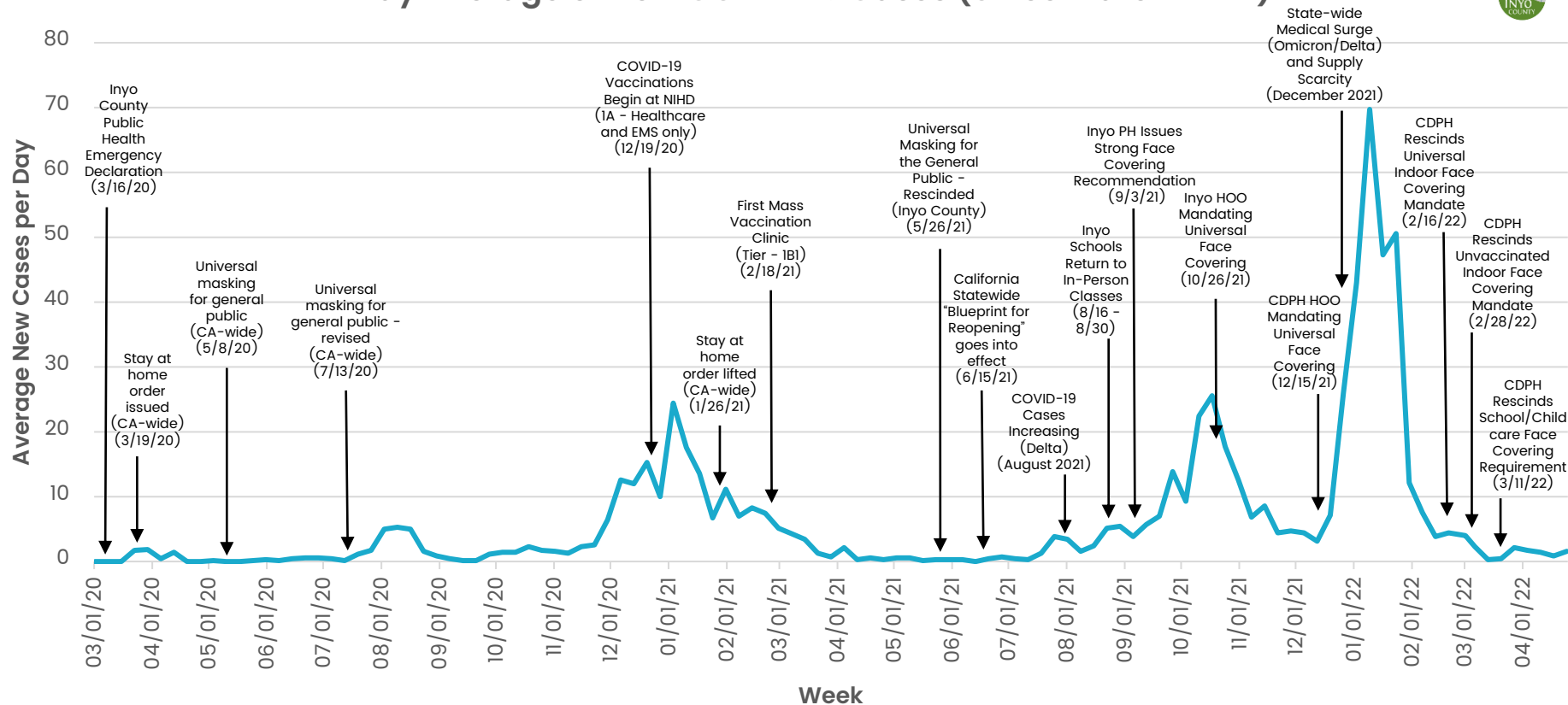
7-Day Average of New COVID-19 Cases (Since May 2021)



Notes:

- As of 01/04/2022, case counts reflect cases confirmed by PCR and antigen testing. Prior to 01/04/2022, only PCR-confirmed cases were included in data sets.
- Due to current stress from increases in COVID-19 cases locally and statewide on California infectious disease reporting and contact tracing platforms CalRedie and CalConnect and Inyo County Public Health, case counts may be underreported.
- There are six (6) cases with no known date of birth in January 2022
- There are three (3) cases with no known date of birth in February 2022

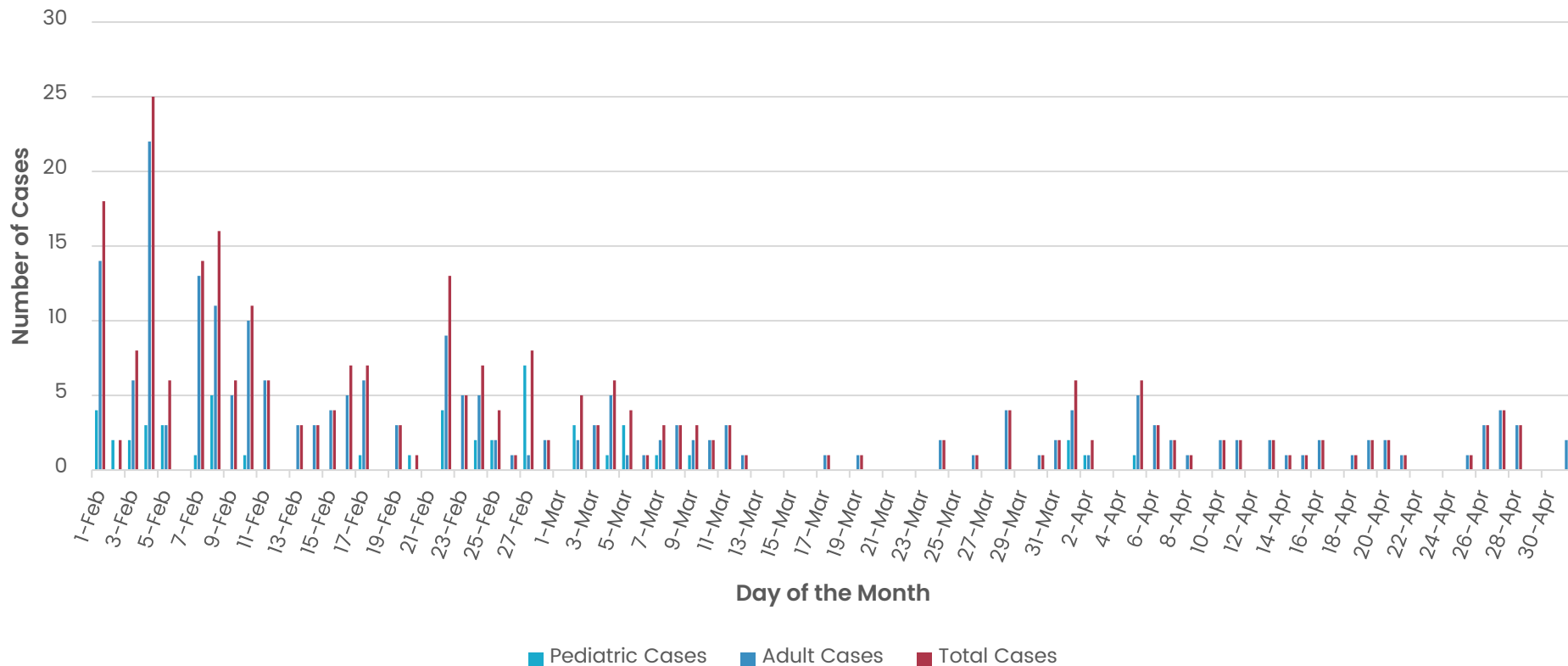
7-Day Average of New COVID-19 Cases (Since March 2020)



Notes:

- As of 01/04/2022, case counts reflect cases confirmed by PCR and antigen testing. Prior to 01/04/2022, only PCR-confirmed cases were included in data sets.
- Due to current stress from increases in COVID-19 cases locally and statewide on California infectious disease reporting and contact tracing platforms CalRedie and CalConnect and Inyo County Public Health, case counts may be underreported.
- There are six (6) cases with no known date of birth in January 2022
- There are three (3) cases with no known date of birth in February 2022

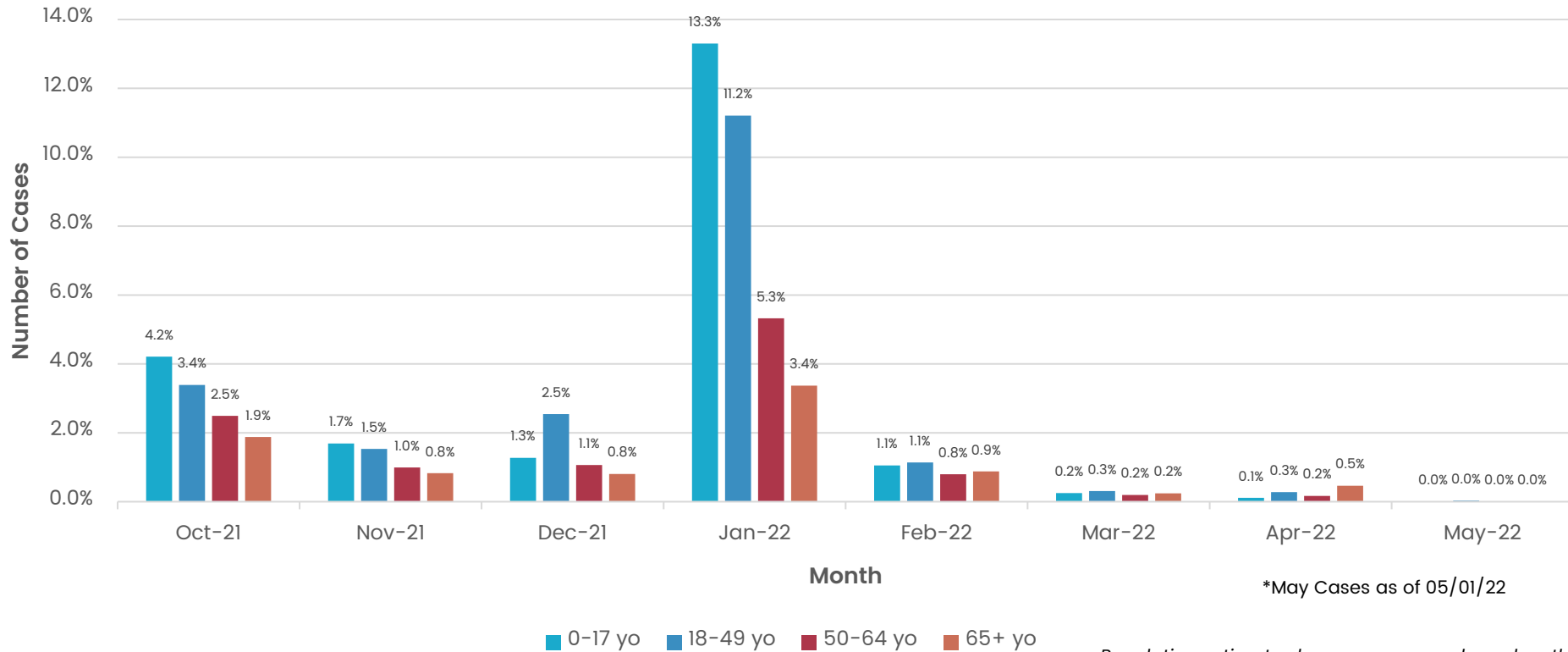
New Daily COVID-19 Cases: February, March, April, and May



Notes:

- As of 01/04/2022, case counts reflect cases confirmed by PCR and antigen testing. Prior to 01/04/2022, only PCR-confirmed cases were included in data sets.
- Due to current stress from increases in COVID-19 cases locally and statewide on California infectious disease reporting and contact tracing platforms CalRedie and CalConnect and Inyo County Public Health, case counts may be underreported.
- There are six (6) cases with no known date of birth in January 2022
- There are three (3) cases with no known date of birth in February 2022

Proportion of New COVID-19 Cases by Age and Month

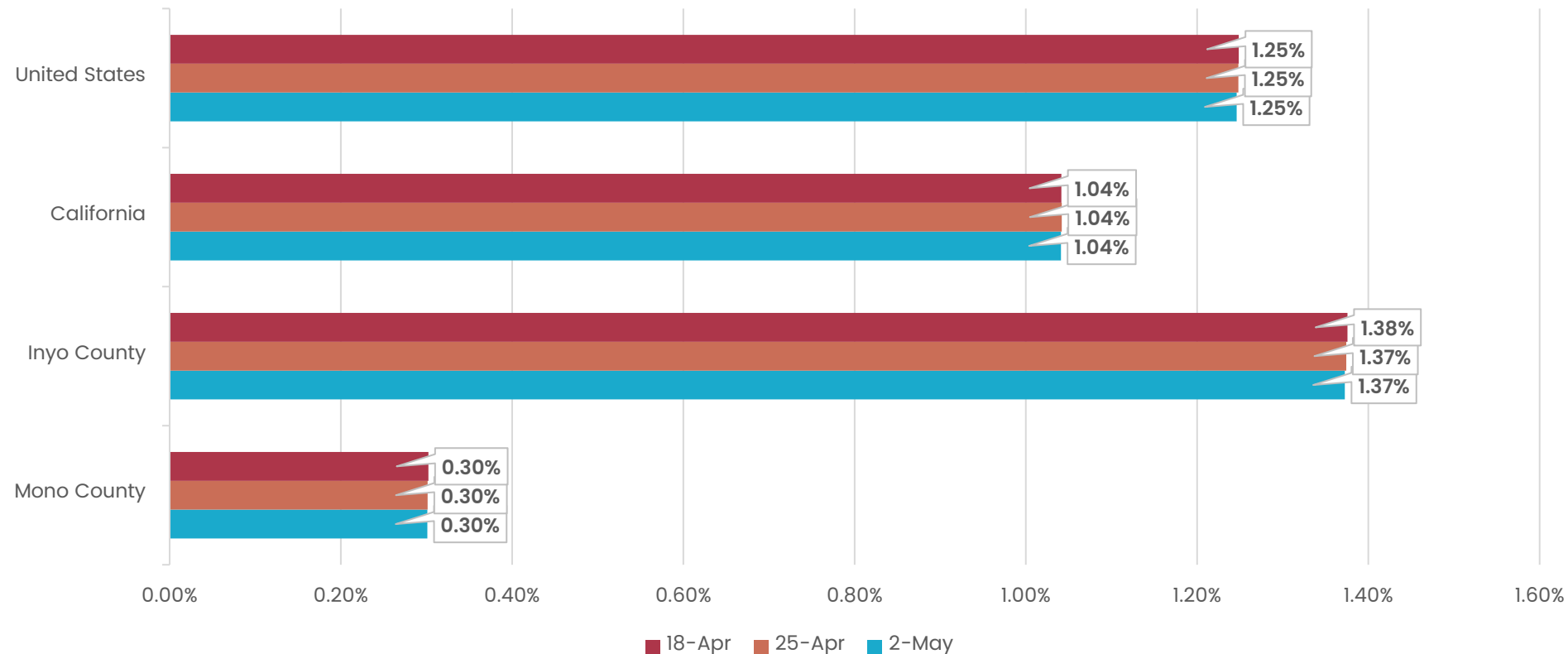


Population estimates by age group are based on the 2019 American Community Survey 5-Year Estimates

Notes:

- As of 01/04/2022, case counts reflect cases confirmed by PCR and antigen testing. Prior to 01/04/2022, only PCR-confirmed cases were included in data sets.
- Due to current stress from increases in COVID-19 cases locally and statewide on California infectious disease reporting and contact tracing platforms CalRedie and CalConnect and Inyo County Public Health, case counts may be underreported.
- There are six (6) cases with no known date of birth in January 2022
- There are three (3) cases with no known date of birth in February 2022

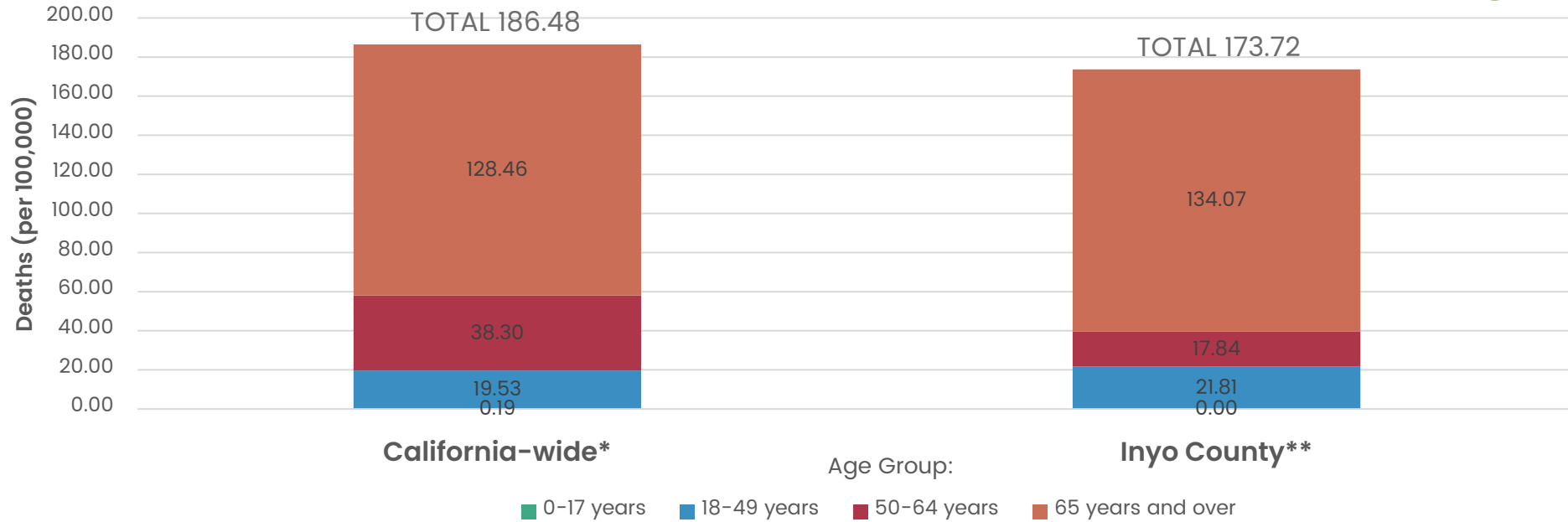
COVID-19 Case Fatality Rates Over the Last Three Weeks



Notes:

- As of 01/04/2022, case counts reflect cases confirmed by PCR and antigen testing. Prior to 01/04/2022, only PCR-confirmed cases were included in data sets.
- Due to current stress from increases in COVID-19 cases locally and statewide on California infectious disease reporting and contact tracing platforms CalRedie and CalConnect and Inyo County Public Health, case counts may be underreported.
- There are six (6) cases with no known date of birth in January 2022
- There are three (3) cases with no known date of birth in February 2022

Age-Adjusted Covid-19 Mortality Rates



An age-adjusted mortality rate controls for the effects of varying age distributions across different geographic areas using a standard population distribution. Information regarding the state of California's population distribution and information on COVID-19 deaths was obtained from the California Health and Human Services Agency (<https://data.chhs.ca.gov/dataset/covid-19-time-series-metrics-by-county-and-state>) as well as 2020 Census data. Inyo County population estimates by age group are based on the 2020 American Community Survey (ACS) 5-Year Estimates.

* 12 deaths with unknown age

** 1 death with unknown age

Deaths as of 4/13/2022

Notes:

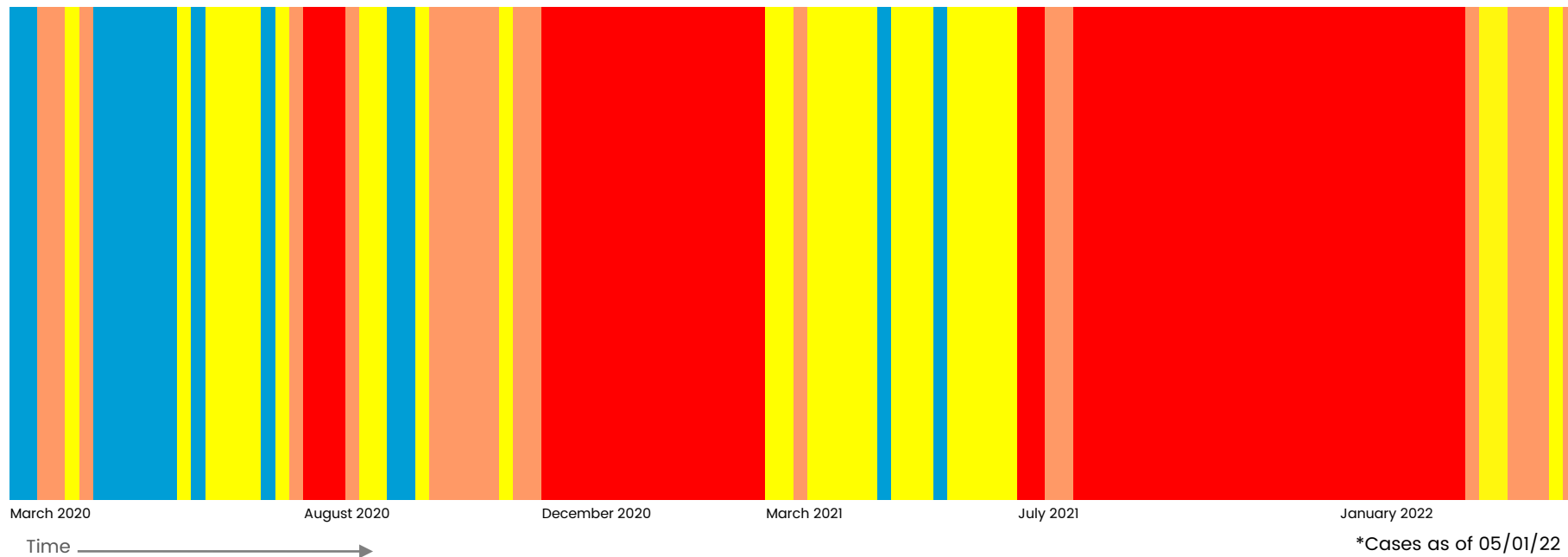
- As of 01/04/2022, case counts reflect cases confirmed by PCR and antigen testing. Prior to 01/04/2022, only PCR-confirmed cases were included in data sets.
- Due to current stress from increases in COVID-19 cases locally and statewide on California infectious disease reporting and contact tracing platforms CalRedie and CalConnect and Inyo County Public Health, case counts may be underreported.
- There are six (6) cases with no known date of birth in January 2022
- There are three (3) cases with no known date of birth in February 2022

CDC Transmission Key

	per 100,000	per 20,000
High	>100	>20
Significant	50 to 99	11 to 20
Moderate	10 to 49	2 to 10
Low	<10	<2



Weeks Spent in Transmission Category since March 2020



Notes:

- As of 01/04/2022, case counts reflect cases confirmed by PCR and antigen testing. Prior to 01/04/2022, only PCR-confirmed cases were included in data sets.
- Due to current stress from increases in COVID-19 cases locally and statewide on California infectious disease reporting and contact tracing platforms CalRedie and CalConnect and Inyo County Public Health, case counts may be underreported.
- There are six (6) cases with no known date of birth in January 2022
- There are three (3) cases with no known date of birth in February 2022

COVID-19 RESPONSE



Questions?

Email:

HealthOfficer@inyocounty.us