



COVID-19 RESPONSE

COVID-19 Update

Tuesday, December 14, 2021

Health Officer Order

Universal Masking

Scan the QR Code with a
smart phone, or visit:

www.inyocounty.us/covid-19/orders-guidance



Current Orders and Guidance (CDPH):

- **NEW – effective 12/15/2021** – Universal Indoor Masking throughout California, regardless of vaccination status and facility location, until at least January 15, 2022

Local Health Officer Order:

- **Remains in place**– Universal Indoor Masking in public settings throughout Inyo County, regardless of vaccination status and facility location

An effective mask has both **good fit** and **good filtration**. Good fit and filtration improve protection for others if you are infected and protection for you if you are exposed to an infected person.

GOOD	BETTER	BEST
<ul style="list-style-type: none">Fabric mask with three (3) or more cloth layers	<ul style="list-style-type: none">Double mask (surgical mask + cloth mask)Fitted medical mask (surgical mask)	<ul style="list-style-type: none">N95 (also best for wildfire smoke)KN95KF94



Case Numbers

Scan the QR Code with a smart phone, or visit:
www.inyocounty.us/covid-19/covid-19-case-rate



COVID-19 Case Numbers | Monday, December 13, 2021

Inyo County

**Positive
COVID-19 Cases:**

2,608

+6 case increase
over 12/10/21 update

**Active
COVID-19 Cases:**

40

**Confirmed
COVID-19 Deaths:**

46

+0 death increase
over 12/10/21 update

Case Report update shared on: Mondays, Wednesdays and Fridays*

Monday report includes:
Friday, Saturday, and Sunday
positive cases

Wednesday report includes:
Monday and Tuesday
positive cases

Friday* report includes:
Wednesday and Thursday
positive cases

Inyo County COVID-19 Case Demographics

Ages	Active Cases
Ages 0-17	8
Ages 18-49	18
Ages 50-64	8
Ages 65+	6
Unreported or Missing Data	0
Gender	Active Cases
Male	17
Female	23
Gender ID or Missing Data	0
Location	Active Cases
North County (Communities North of and including Big Pine)	32
South County (Communities South of and including Independence)	4
East County (Communities East of Lone Pine)	4
Unreported or Missing Data	0

***Due to the December Winter Holidays –**

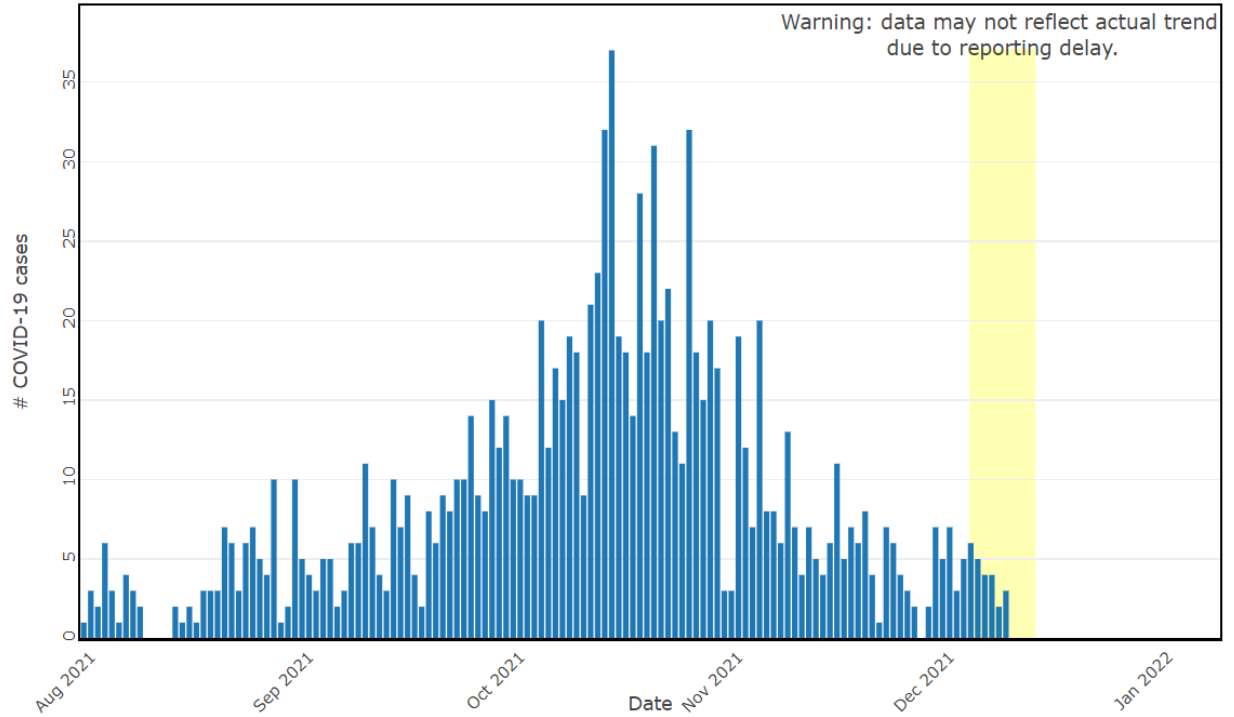
There will be no updates posted on:

Friday, December 24, 2021 or Friday, December 31, 2021

Figures usually reported on Fridays will be included in the Monday update following the holidays.

Case Trends - Inyo County

New Cases(Day-over-day):
Inyo



Case Trends

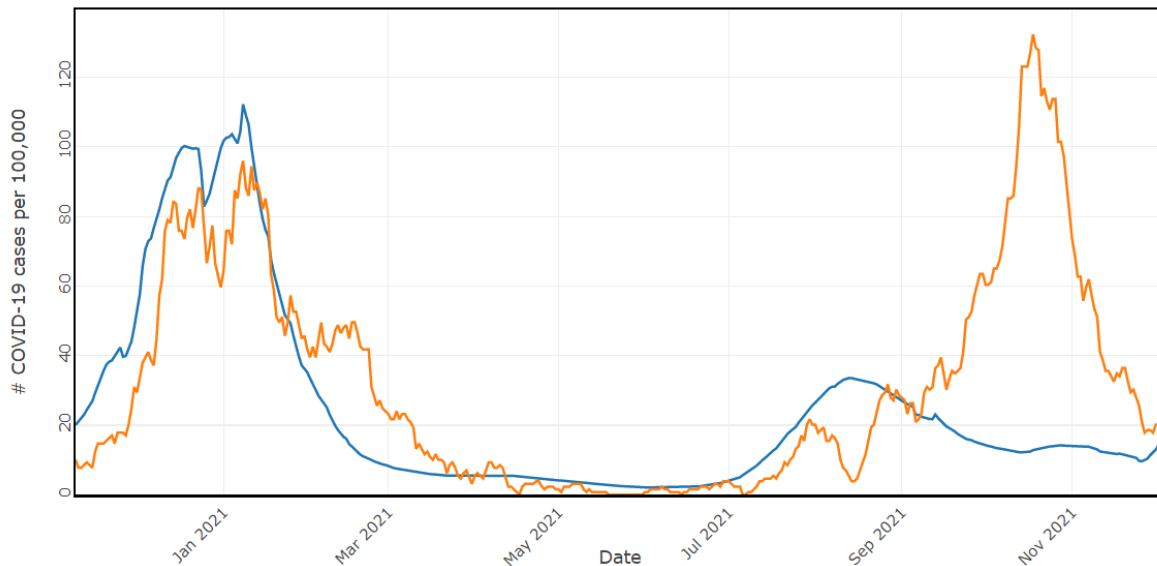
Inyo County vs. California

Scan the QR Code with a
smart phone, or visit:

www.inyocounty.us/covid-19/data-resources



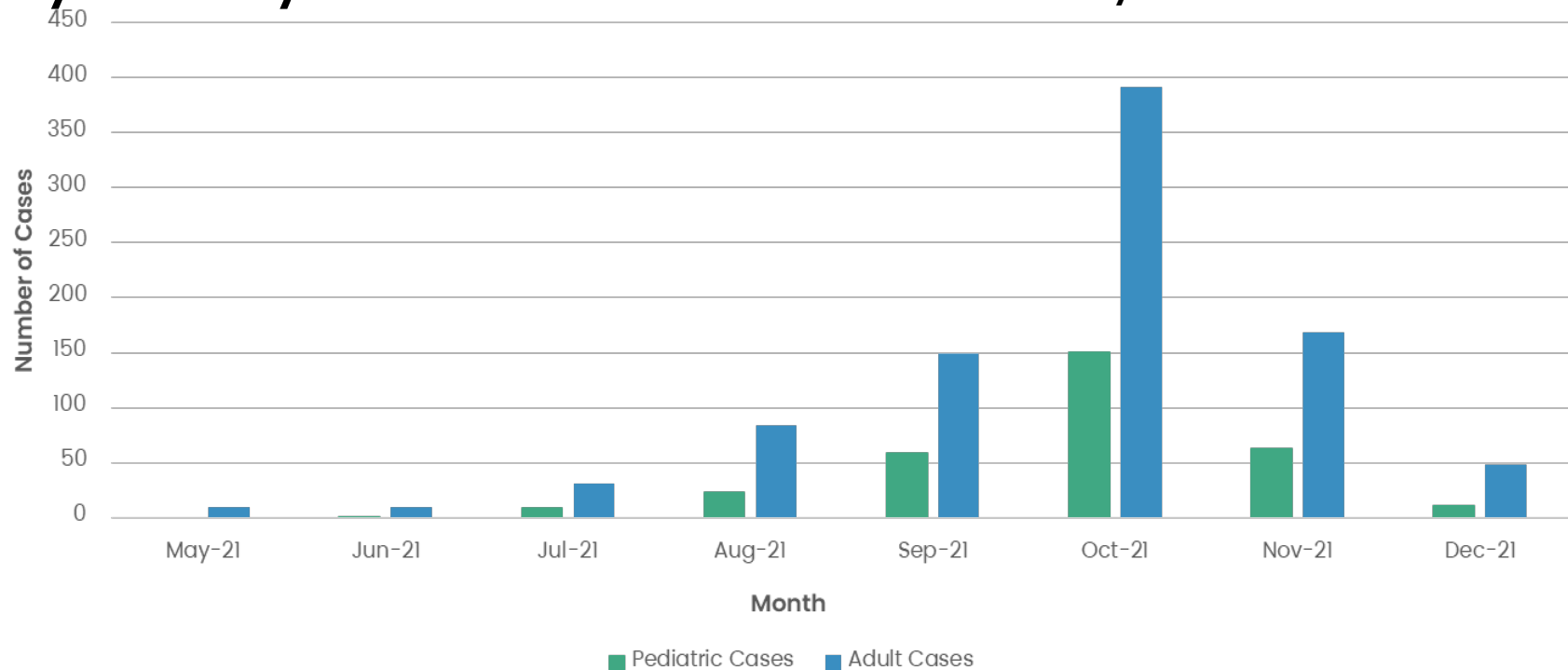
Case Rate per 100,000 per day
(7 day avg. w/ 7 day lag) for: **California** and **Inyo**



- The case rate in Inyo County has started to increase again (27.09 per 100,000 people).
- The test positivity rate is 9.65%

Case Trends

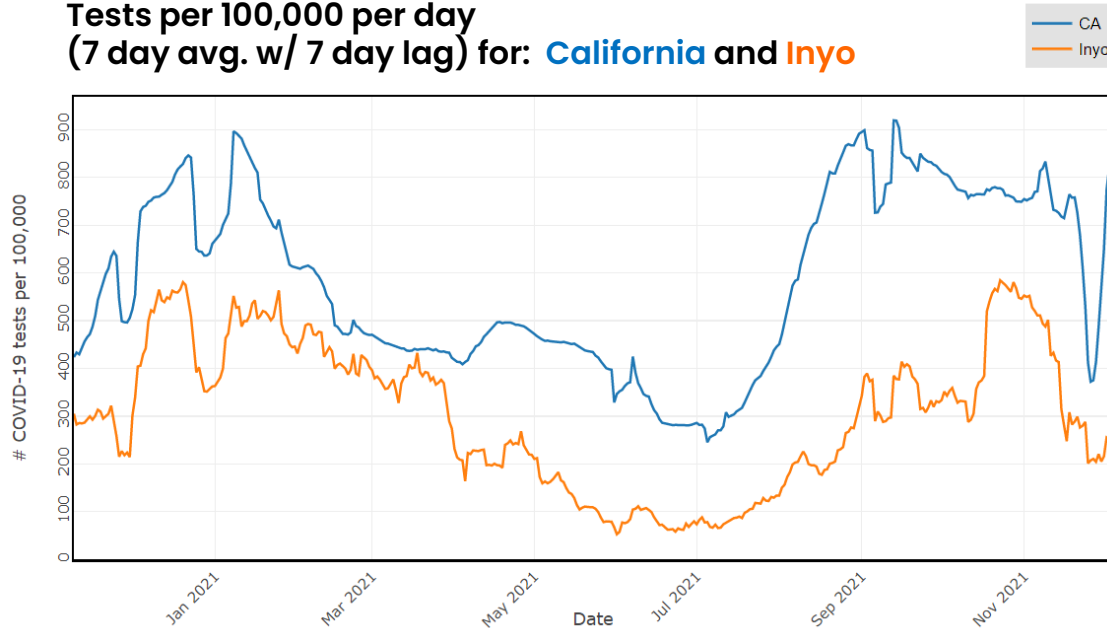
Inyo County – New Adult and Pediatric COVID-19 Cases by Month



Testing Trends

Inyo County vs. California

Tests per 100,000 per day
(7 day avg. w/ 7 day lag) for: **California** and **Inyo**



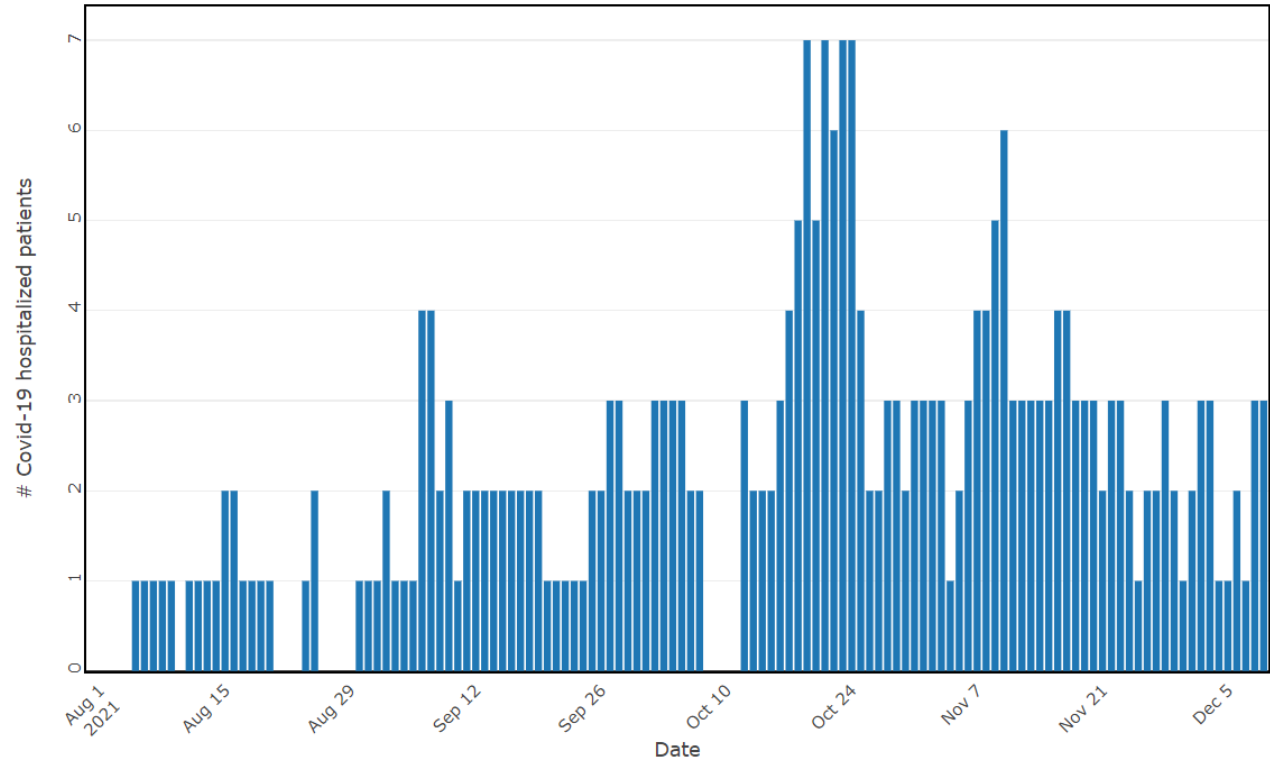
Hours of Operation:

- Bishop: **8:00 am to 4:00 pm**
(lunch from Noon to 1:00 pm)
Monday, Wednesday, & Thursday
- Lone Pine: **9:00 am to 6:00 pm**
(lunch from 11:00 am to 1:00 pm)
Tuesday & Friday

- Testing sites are **CLOSED** on holidays
- Lone Pine – closed Fri. 12/24 & Fri. 12/31

Hospitalizations - Inyo County

Hospitalized Patients
that are COVID-19 positive (+):
[Inyo](#)



COVID-19 Vaccine

Inyo County Vaccine Coverage

Scan the QR Code with a
smart phone, or visit:

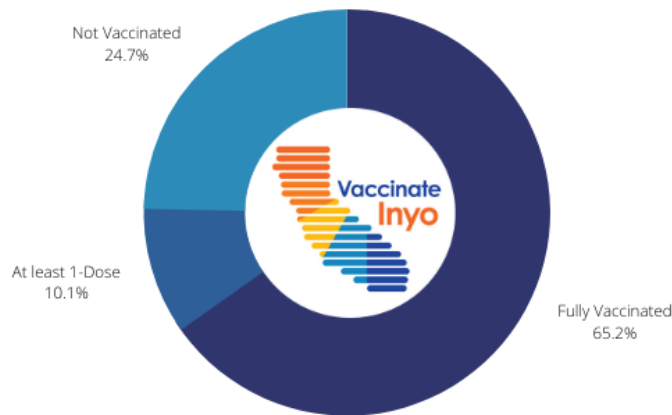
www.inyocounty.us/vaccines



Vaccinated Status: Inyo County

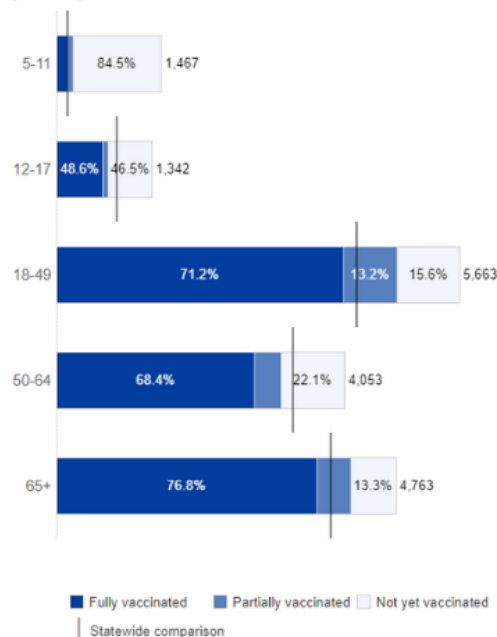
As of: 12/13/2021

Eligible Population*: 17,288



*Percent of people that are either partially/fully vaccinated through state & federal entities out of the estimated 5+ population

Vaccinated Status by Age Inyo County










COVID-19 Vaccine

Boosters Approved for 16+

Scan the QR Code with a
smart phone, or visit:

www.inyocounty.us/vaccines



  WESTERN STATES SCIENTIFIC SAFETY REVIEW WORKGROUP	5 - 11	12+	18+	18+
		 		
	BOOSTER:	✓ 16+	✓ 18+	✓ 18+
	N/A			

You can book an appointment or find vaccine clinics by visiting:

www.inyocounty.us/vaccines OR 

COVID-19 Vaccine Clinics

MORE clinics added – starting December 15



Rural Health Clinic * –

Wednesdays from Noon to 1:00 pm

*Appointments required



Pediatric Clinic * –

Wednesdays from 3:30 to 4:30 pm

*Appointments required

Approved COVID-19 Providers:



Public Health Clinic * –

Tuesdays from 1:00 to 4:00 pm

*Appointments highly recommended; walk-ins may be limited

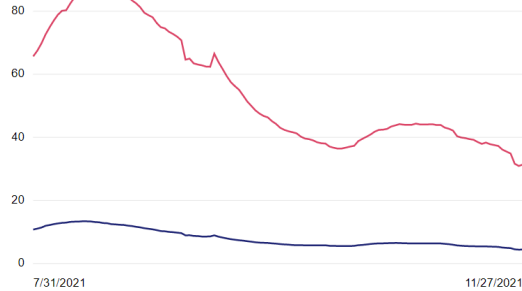
COVID-19 Vaccine Effectiveness – California

Scan the QR Code with a smart phone, or visit:

covid19.ca.gov/state-dashboard/#postvax-status

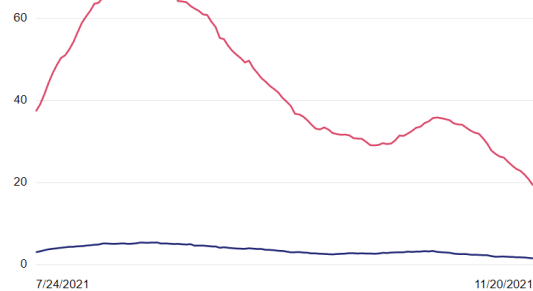


Cases per 100K (7-day running average)



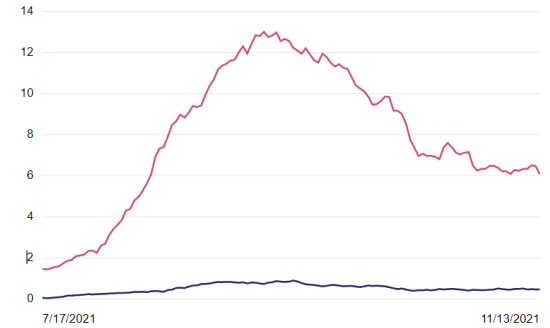
From November 21, 2021 to November 27, 2021, unvaccinated people were **7.1x more likely** to get COVID-19 than fully vaccinated people.

Hospitalizations per million (7-day running average)



From November 14, 2021 to November 20, 2021, unvaccinated people were **12.5x more likely** to be hospitalized with COVID-19 than fully vaccinated people.

Deaths per million (7-day running average)



From November 7, 2021 to November 13, 2021, unvaccinated people were **13.0x more likely** to die from COVID-19 than fully vaccinated people.

Inyo County

Post-Vaccination Cases

Scan the QR Code with a
smart phone, or visit:
www.inyocounty.us/covid-19/data-resources



July 2021: 12 cases | 29% of total July cases

August 2021: 22 cases | 19.6% of total August cases

September 2021: 23 cases | 11% of total September cases

October 2021: 30 cases | 5.5% of total October cases

November 2021: 58 cases | 25.1 % of total November cases

- Many incidents of breakthrough infections in November were in individuals who had been vaccinated >6 months ago, illustrating the importance of boosters.

Post-Vaccination Cases at the local level are compiled and updated after the end of each month.

COVID-19 RESPONSE



Questions? Email:

HealthOfficer@inyocounty.us

or

VaccineInfo@inyocounty.us