



**COVID-19  
RESPONSE**

**RESPUESTA AL  
COVID-19**

INYO

# Inyo County COVID-19 Case Trends

Epidemiological Report as of July 31, 2022

# Weekly COVID-19 Quick Facts

- As of July 28, 2022 Inyo County is in the **MEDIUM** transmission level of the CDC's COVID-19 Community Index.
- The month of July saw an 29% increase in total COVID-19 cases compared to the month of June.
- To protect our community from COVID-19, it is recommended that all individuals:
  - 1) **Consider wearing a mask** indoors and in public spaces where social distancing is not possible,
  - 2) **Complete the primary vaccination series,** and
  - 3) **Get booster doses when eligible.**
- There are currently **NO** Inyo County **COVID-19 related mandates** in place.

# COVID-19 Community Level: **MEDIUM**

Per the CDC's COVID-19 Community Index tool, Inyo County is currently considered to be in the **MEDIUM** level of community COVID-19 transmission.

The COVID-19 Community Index was developed by the CDC to help communities guide local COVID-19 prevention measures.

Levels include **LOW**, **MEDIUM**, and **HIGH**

The COVID-19 Community Index is based on factors like new hospital admissions, the percentage of inpatient hospital beds occupied by patients with COVID-19, and the total number of new COVID-19 cases over the past 7 days.

Low	Medium	High
<ul style="list-style-type: none"><li>Stay <a href="#">up to date</a> with COVID-19 vaccines</li><li><a href="#">Get tested</a> if you have symptoms</li></ul>	<ul style="list-style-type: none"><li>If you are <a href="#">at high risk for severe illness</a>, talk to your healthcare provider about whether you need to wear a mask and take other precautions</li><li>Stay <a href="#">up to date</a> with COVID-19 vaccines</li><li><a href="#">Get tested</a> if you have symptoms</li></ul>	<ul style="list-style-type: none"><li>Wear a <a href="#">mask</a> indoors in public</li><li>Stay <a href="#">up to date</a> with COVID-19 vaccines</li><li><a href="#">Get tested</a> if you have symptoms</li><li>Additional precautions may be needed for people <a href="#">at high risk for severe illness</a></li></ul>

People may choose to mask at any time. People with [symptoms, a positive test, or exposure](#) to someone with COVID-19 should wear a mask. Masks are recommended in indoor public transportation settings and may be required in other places by local or state authorities.

For additional information on the CDC's COVID-19 Community Levels Tool, please visit: [www.cdc.gov/coronavirus/2019-ncov/your-health/covid-by-county.html](https://www.cdc.gov/coronavirus/2019-ncov/your-health/covid-by-county.html)

# Summary of Case Trends

*As of June 30, 2022, the United States has recorded more than 88 million confirmed COVID-19 infections and over 1 million deaths. According to recent CDC estimates, approximately 60% of Americans have been infected with COVID-19.*

Throughout the month of April, the 7-day average of COVID-19 cases in Inyo County remained in the **LOW** COVID-19 Community Level . For the month of May, Inyo County experienced an increase in the total number of new COVID-19 cases moving to a **MEDIUM** COVID-19 Community Level. During the first and third week of July, Inyo County moved to a **HIGH** COVID-19 Community Level, however, as of July 21, 2022 Inyo County returned to a **MEDIUM** COVID-19 Community Level .

Inyo County's COVID-19 cases increased from:

- From **April** to **May**, there was an approximate **270%** increase in total cases (47 to 174 total cases)
- From **May** to **June**, there was an approximate **39%** increase in total cases (174 to 242 total cases)
- From **June** to **July**, there was an approximate **29%** increase in total cases (242 to 312 total cases)

# Local Prevention Recommendations

Inyo County residents should continue to get vaccinated and boosted in order to provide sustained community protection.

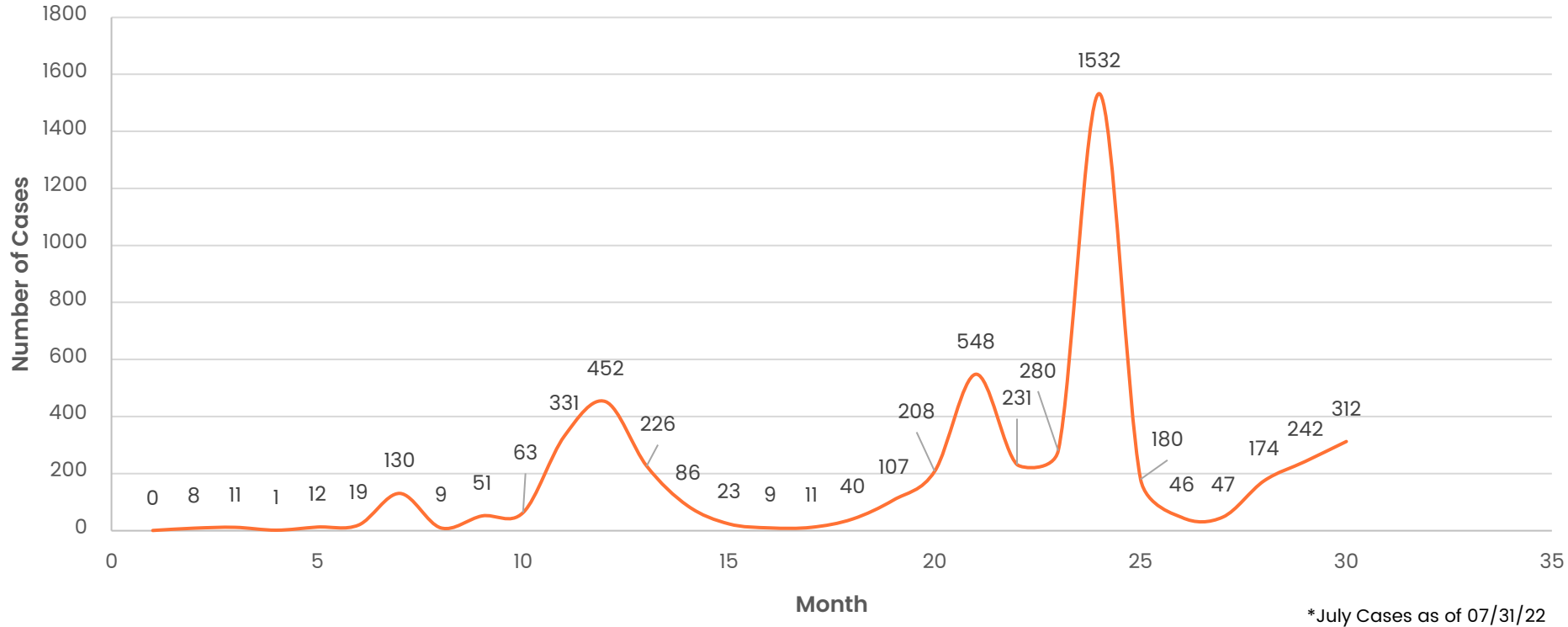
Individuals should also consider wearing a mask on public transportation and in venues where the risk of COVID-19 transmission is high.

Individuals considered high-risk for severe illness should take additional precautions such as avoiding non-essential indoor activities in public where exposure could occur.

To find a vaccine provider, please visit: [www.inyocounty.us/vaccine-clinics](http://www.inyocounty.us/vaccine-clinics)

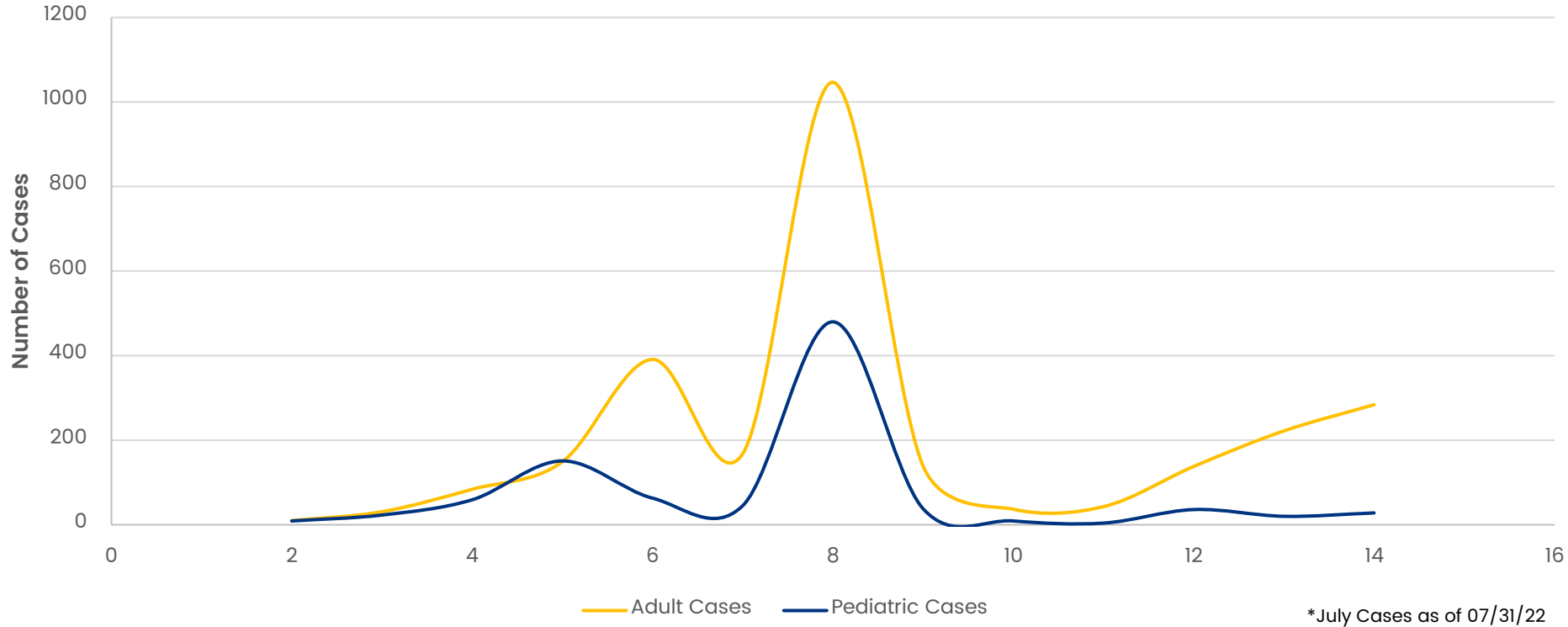
# Total All-Time COVID-19 Cases

## February 2020 – July 2022 | 30-Month Period



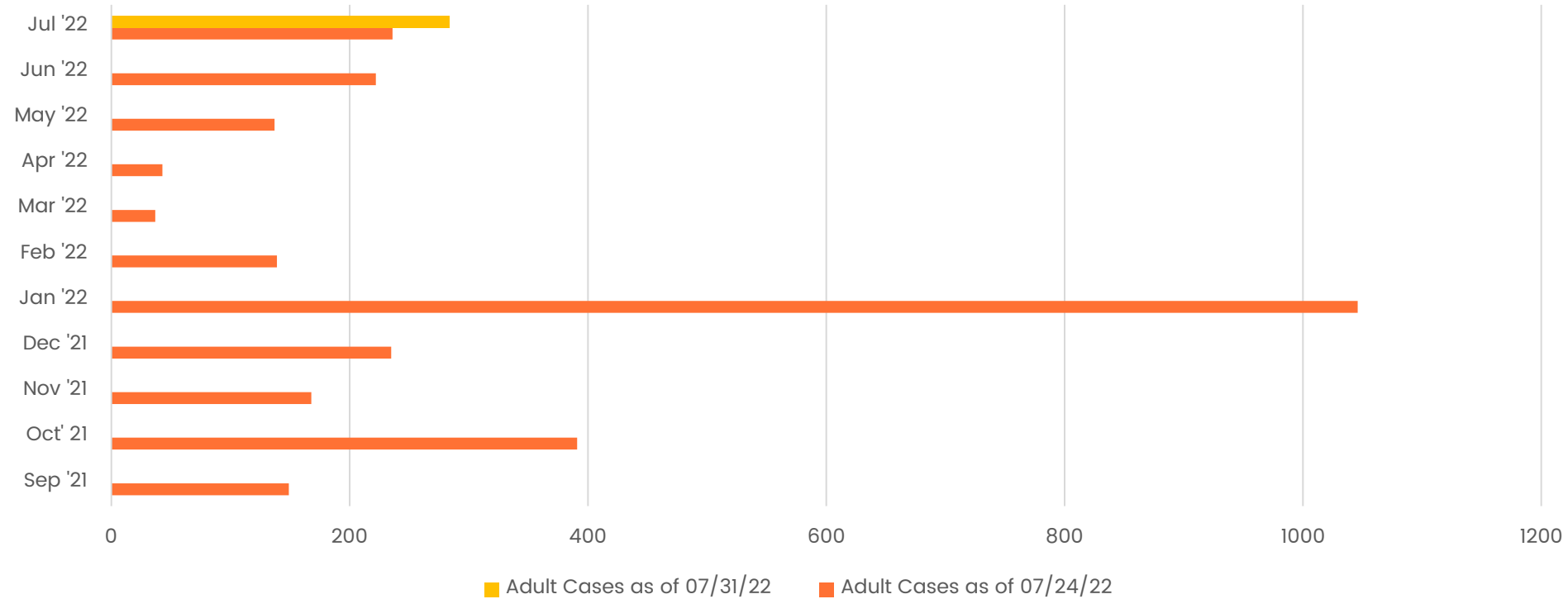
# New Adult and Pediatric Monthly COVID-19 Cases

July 2021 – July 2022 | 13-Month Period



# Monthly New Adult COVID-19 Cases

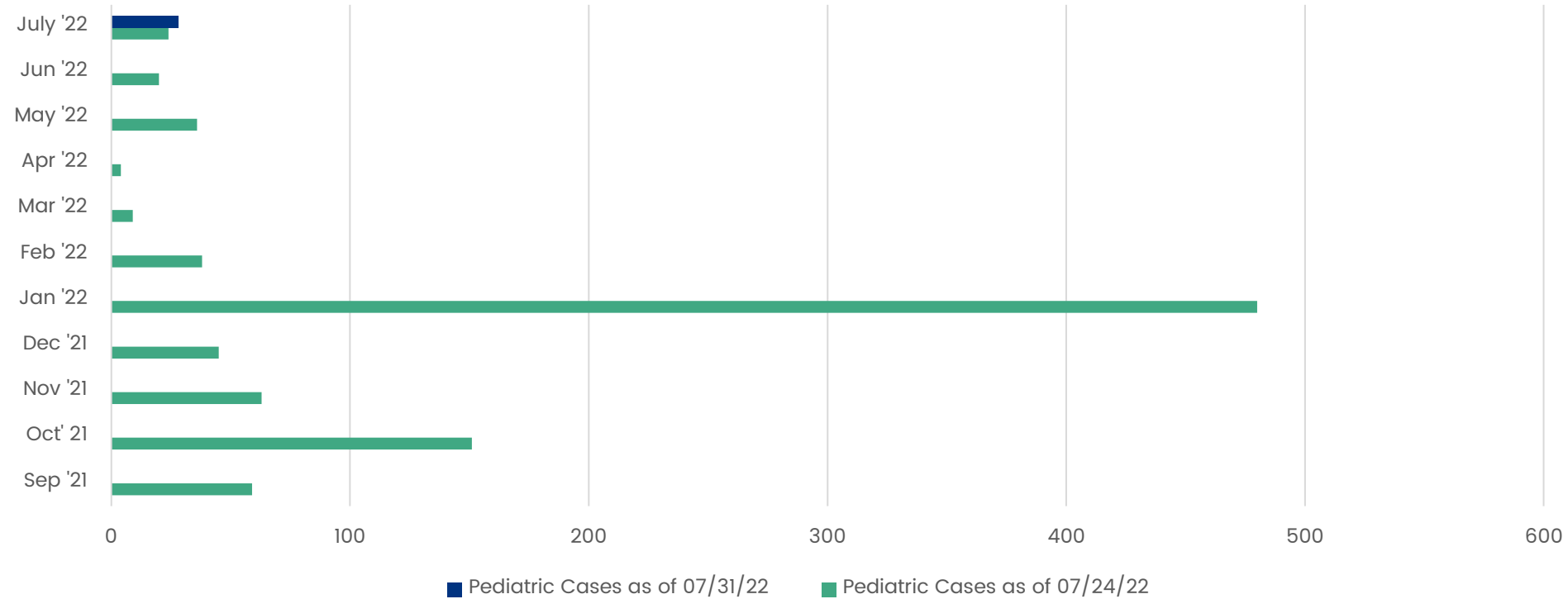
## *Current Week Compared to Previous Week*





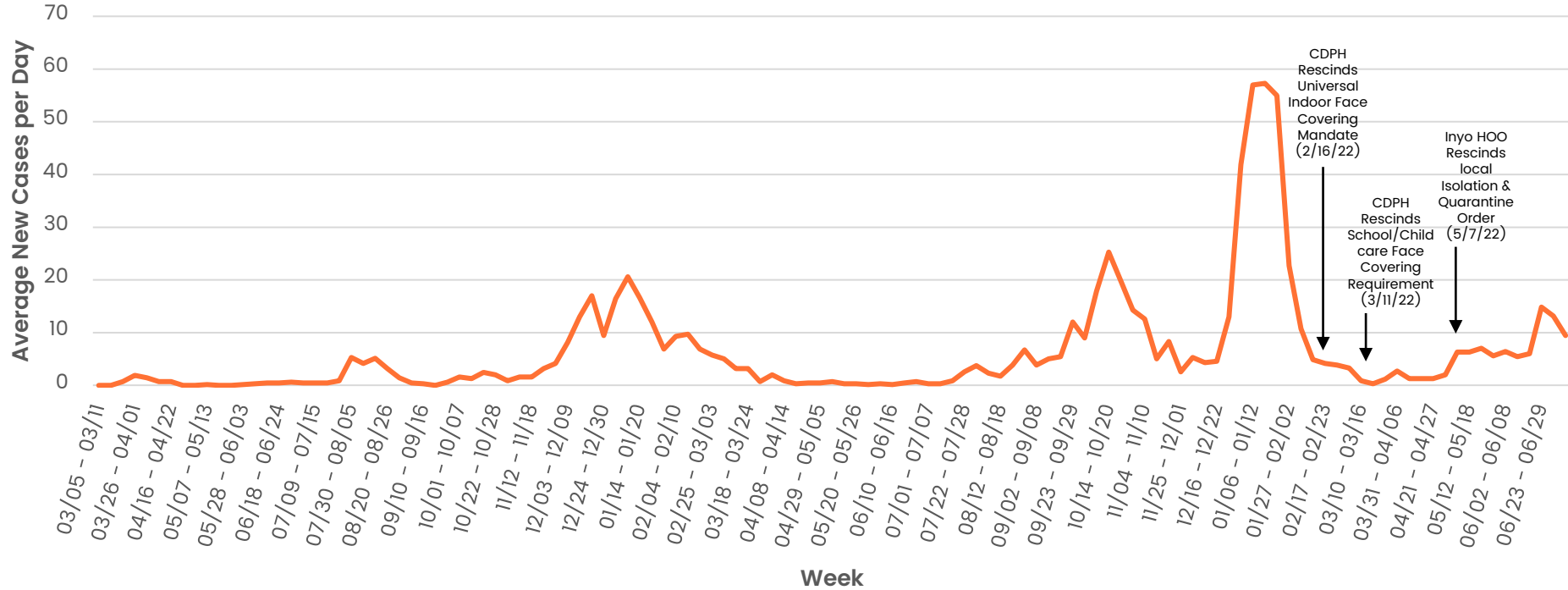
# Monthly New Pediatric COVID-19 Cases

## *Current Week Compared to Previous Week*



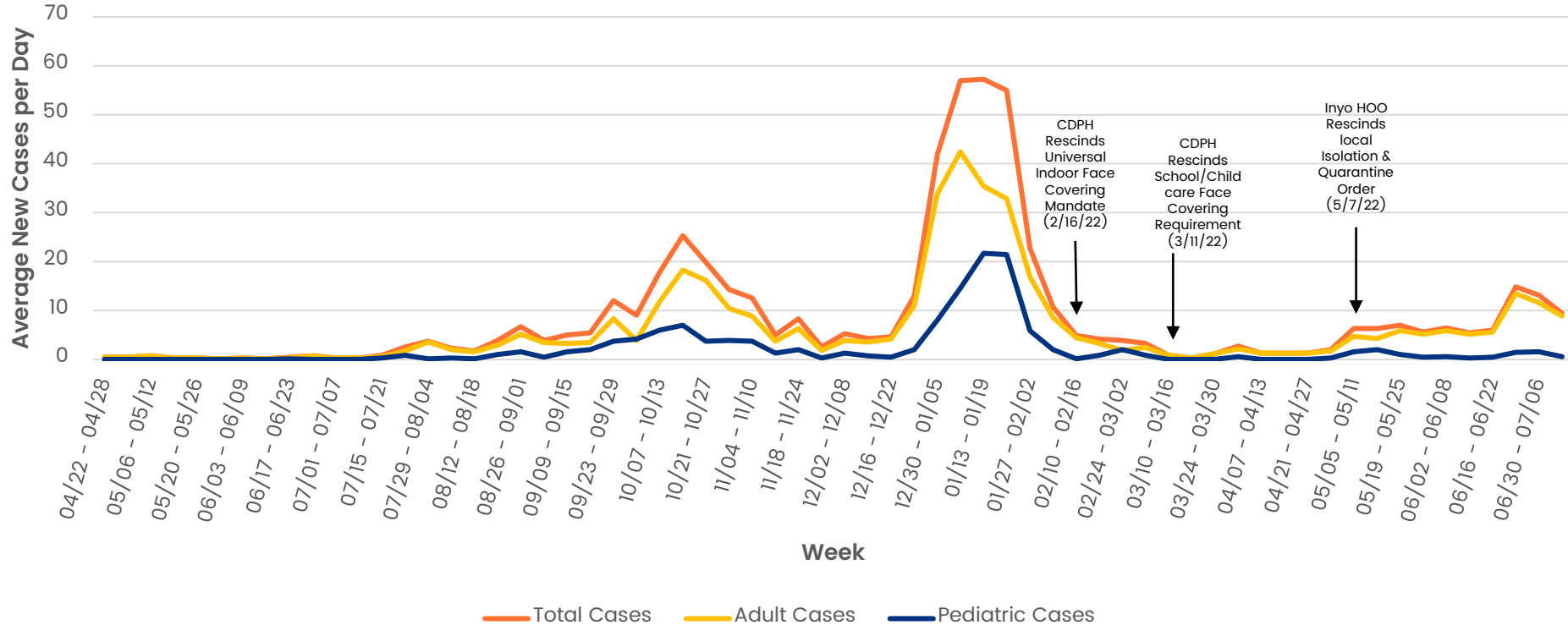
# 7-Day Average of New COVID-19 Cases

## March 2020 – July 2022 | 29-Month Period



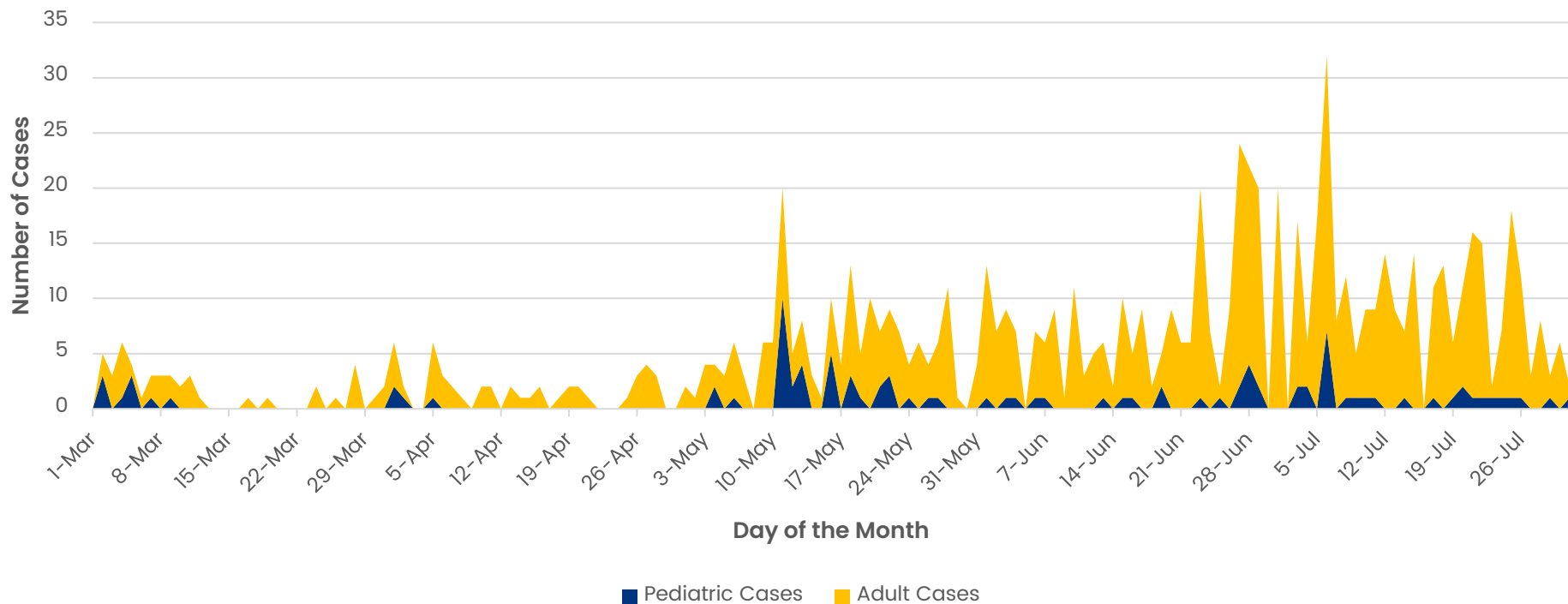
# 7-Day Average of New COVID-19 Cases

May 2021– July 2022 | 15-Month Period

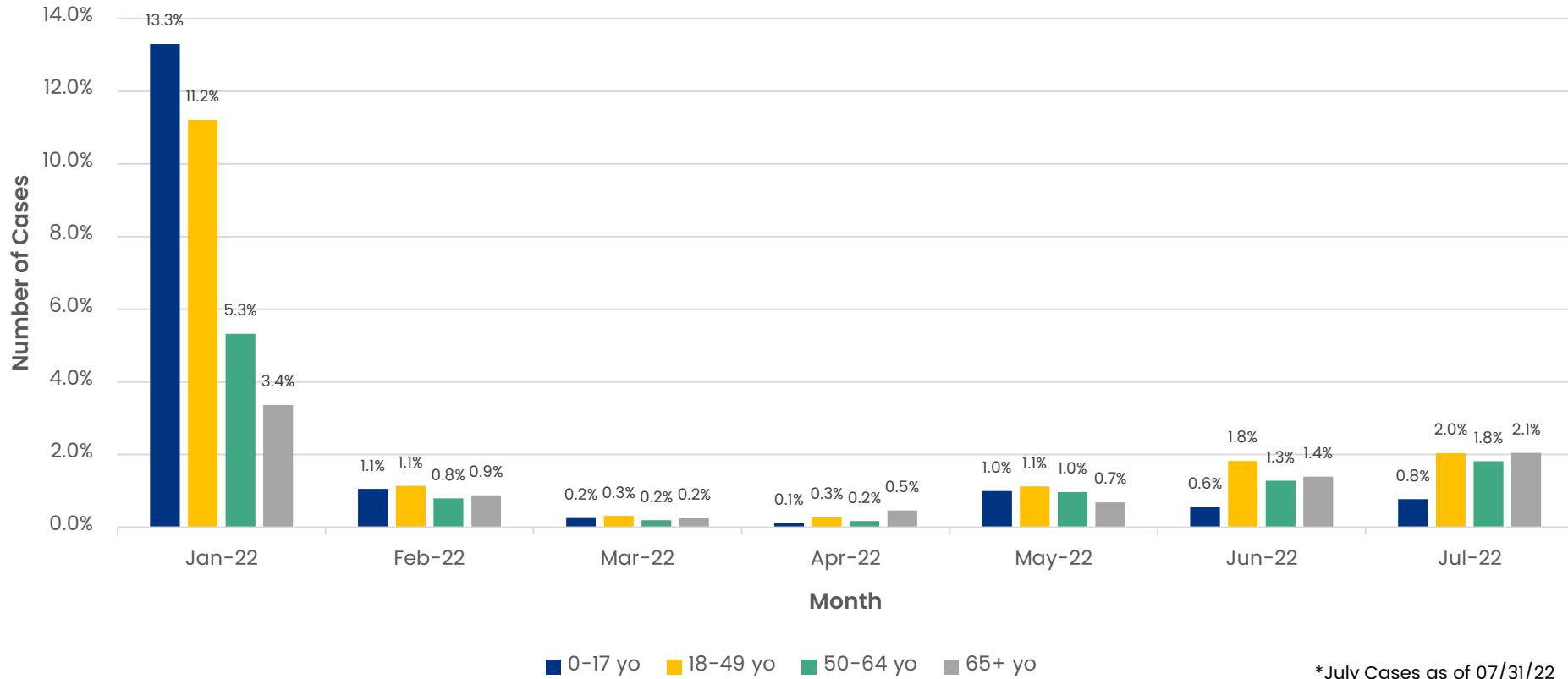


# New Daily COVID-19 Cases

## March 2022 – July 2022 | 5-Month Period

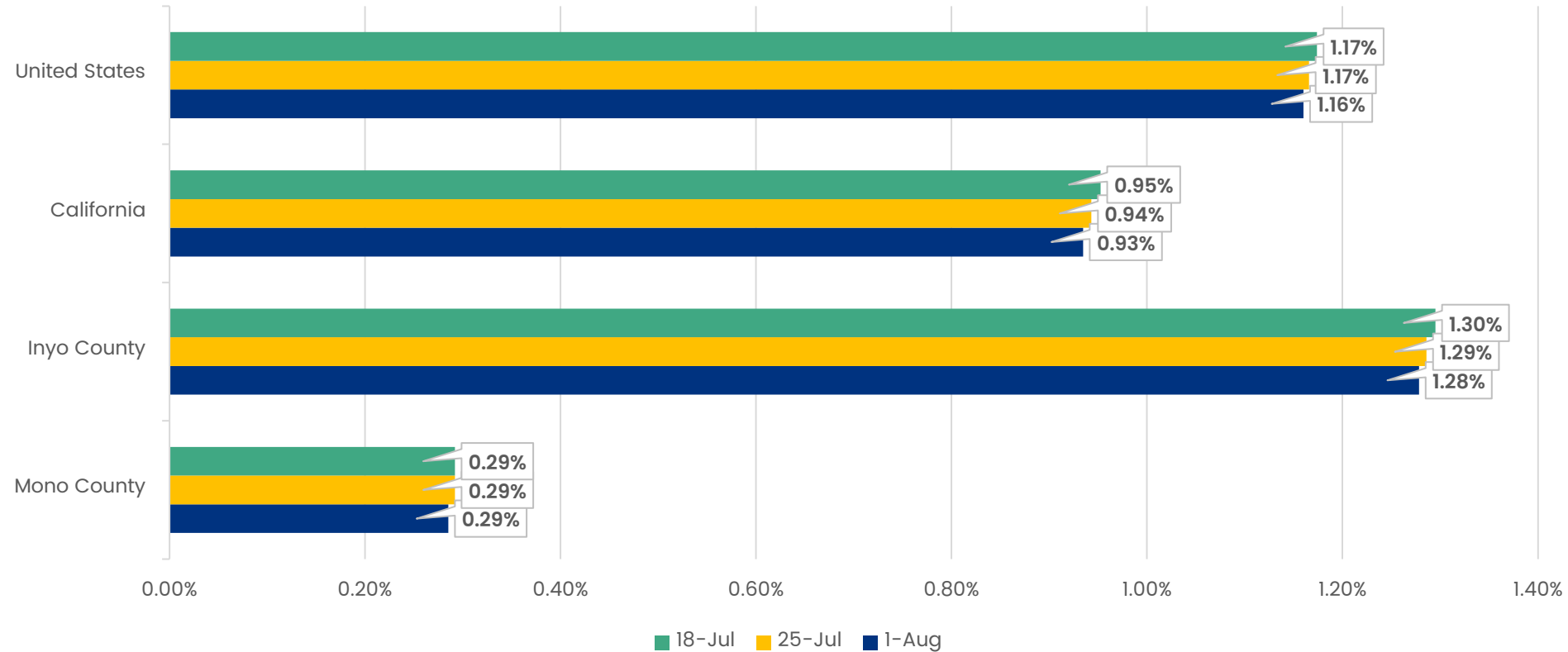


# Proportion of New COVID-19 Cases by Age and Month



\*Population estimates by age group are based on the 2019 American Community Survey 5-Year Estimates

# COVID-19 Case Fatality Rates Over the Last Three Weeks



# Case Fatality Rates from COVID-19

Mortality Rates measure the disease-related rate of death of an entire population, including those who have not been exposed or are not confirmed to have the disease.

Case Fatality Rates (CFRs) measure the rate of death among only those with confirmed disease.

Comparing Inyo County's COVID-19-related CFRs with the COVID-19-related CFRs of neighboring Mono County, the State of California, and the United States helps us to understand how deadly the disease is for Inyo County residents relative to other communities or geographic regions.

The COVID-19-related CFR does not tell the whole story, but it is an important piece of the puzzle that helps us to identify the severity of COVID-19 in Inyo County.

# Notes

As of 01/04/2022, COVID-19 case counts reflect cases confirmed by PCR and antigen testing.

Prior to 01/04/2022, only PCR-confirmed cases were included in data sets.

Due to the recent increase in COVID-19 cases locally and statewide, and the use of at-home tests, actual case counts may be underreported on California infectious disease reporting, and contact tracing platforms, and the Inyo County Public Health/COVID-19 Response webpages.

- There were six (6) COVID-19 cases with no known date of birth in January 2022
- There were three (3) COVID-19 cases with no known date of birth in February 2022
- There was one (1) COVID-19 case with no known date of birth in May 2022





**COVID-19  
RESPONSE**

**RESPUESTA AL  
COVID-19**

INYO

# Questions?

Email:

[HealthOfficer@inyocounty.us](mailto:HealthOfficer@inyocounty.us)