



COVID-19 RESPONSE

INYO

COVID-19 Update

Tuesday, November 30, 2021

Case Numbers

Scan the QR Code with a
smart phone, or visit:
www.inyocounty.us/covid-19/covid-19-case-rate



COVID-19 Case Numbers | Monday, November 29, 2021

Inyo County		
Positive COVID-19 Cases:	Active COVID-19 Cases:	Confirmed COVID-19 Deaths:
2,549	37	46
+8 case increase over 11/24/21 update		+1 death increase over 11/24/21 update

Inyo County COVID-19 Case Demographics	
Ages	Active Cases
Ages 0-17	12
Ages 18-49	14
Ages 50-64	8
Ages 65+	3
Unreported or Missing Data	0
Gender	Active Cases
Male	14
Female	23
Gender ID or Missing Data	0
Location	Active Cases
North County (Communities North of and including Big Pine)	33
South County (Communities South of and including Independence)	4
East County (Communities East of Lone Pine)	0
Unreported or Missing Data	0

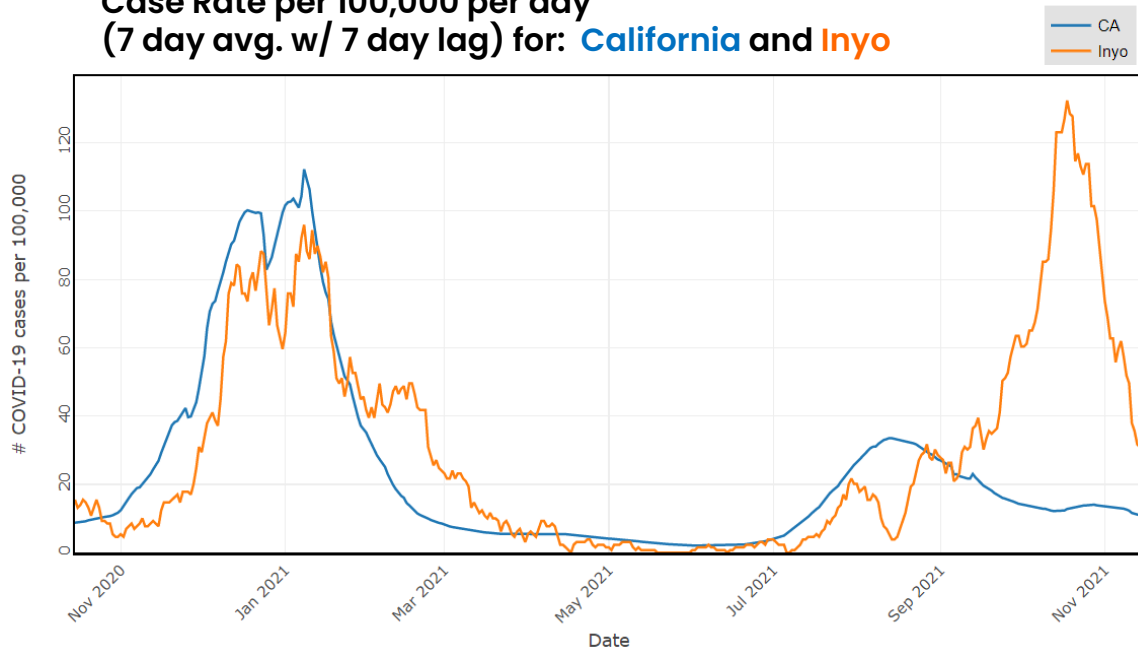
Case Report update shared on: Mondays, Wednesdays and Fridays

Monday report includes: Friday, Saturday, and Sunday positive cases	Wednesday report includes: Monday and Tuesday positive cases	Friday report includes: Wednesday and Thursday positive cases
--	---	--

Case Trends

Inyo County vs. California

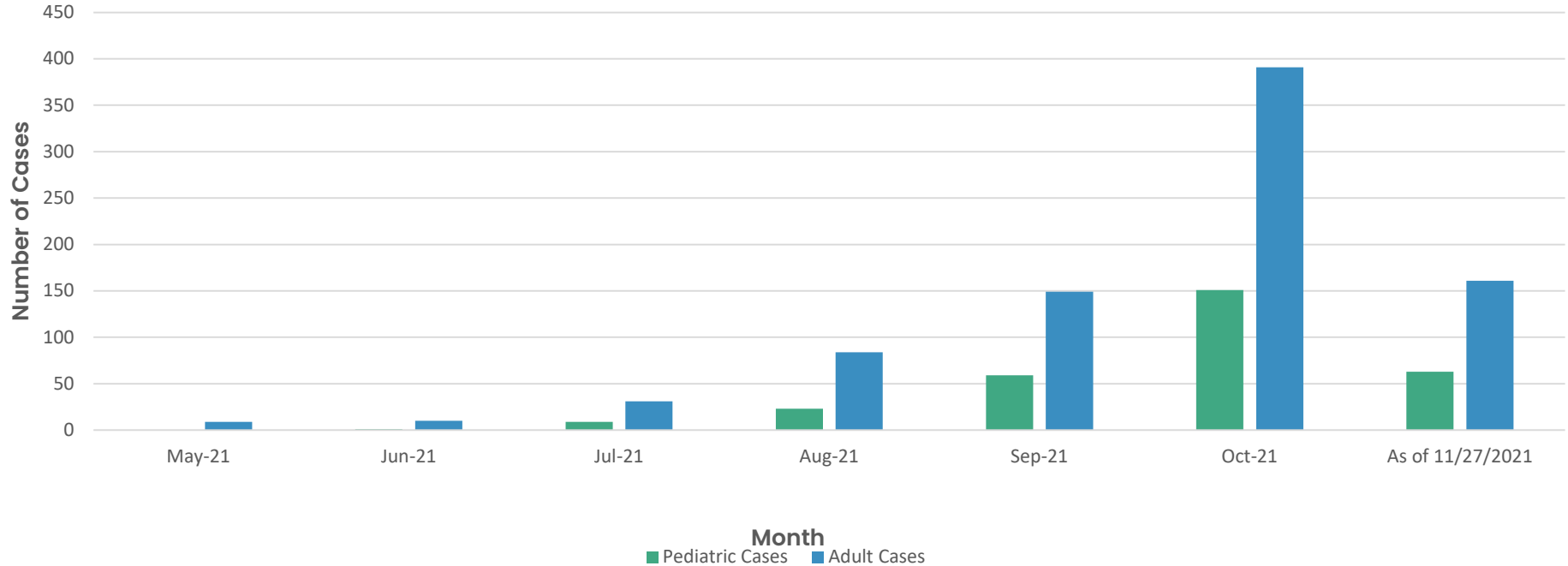
Case Rate per 100,000 per day
(7 day avg. w/ 7 day lag) for: **California** and **Inyo**



- Inyo County currently has a case rate of 28.6 per 100,000 people and test positivity rate of 7.4%.
- Over the past 2 weeks we have continued to see a lower number of cases and are no longer the highest case rate in California.
- Lower number of cases could be contributed to more vaccine coverage, indoor mask wearing, and generally lower transmission throughout the community.

Case Trends

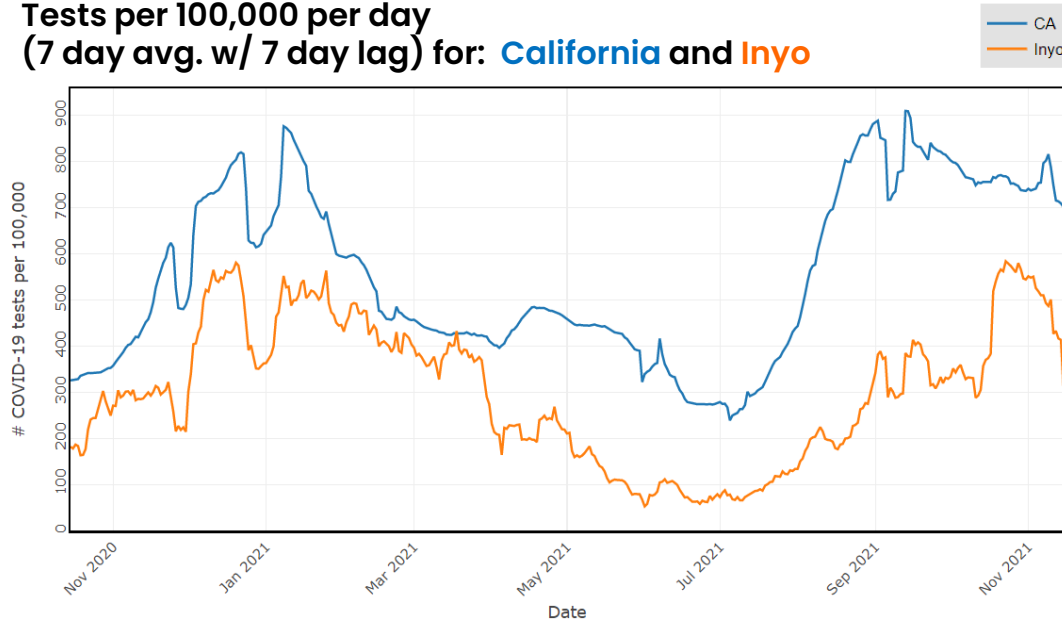
Inyo County – New Adult and Pediatric COVID-19 Cases by Month



Testing Trends

Inyo County vs. California

Tests per 100,000 per day
(7 day avg. w/ 7 day lag) for: **California** and **Inyo**



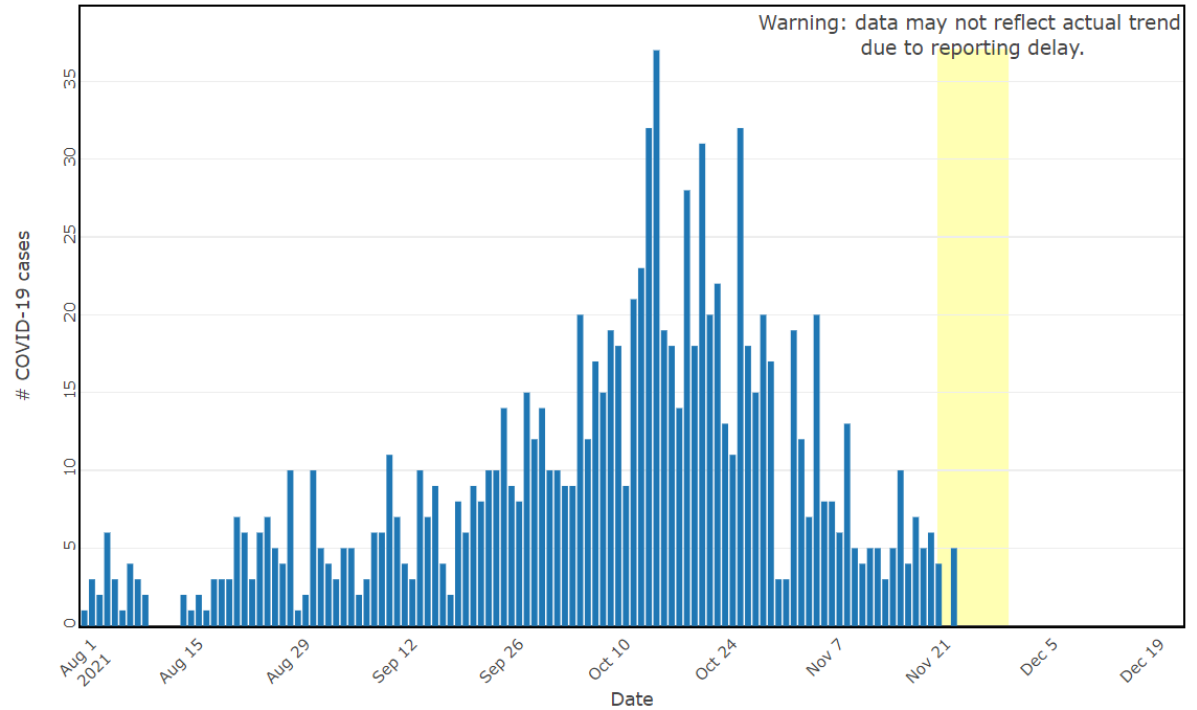
- **NEW** Hours and Additional Days:
Bishop: **8:00 am to 4:00 pm**
(lunch from Noon to 1:00 pm)
Monday, **Wednesday**, & Thursday

Lone Pine: **8:00 am to 6:00 pm**
(lunch from 11:00 am to 1:00 pm)
Tuesday & Friday

Testing sites are CLOSED on Holidays

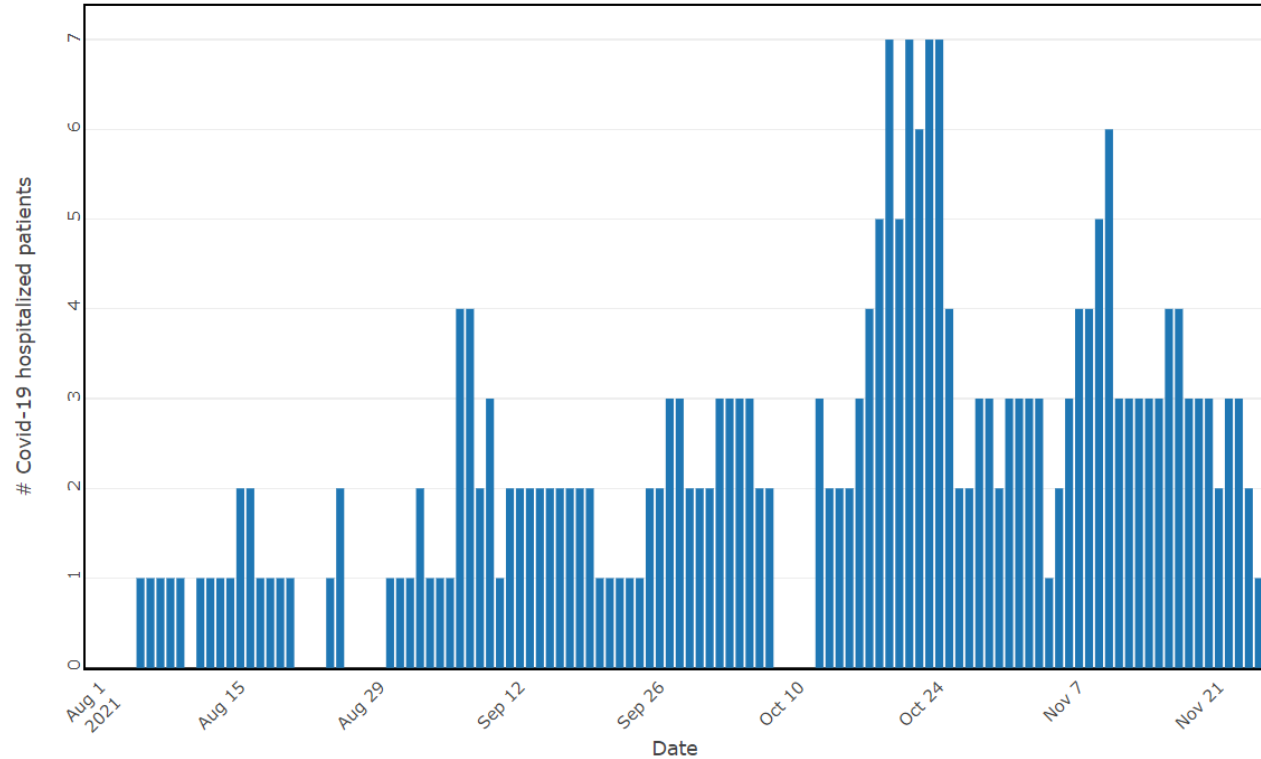
Case Trends - Inyo County

New Cases(Day-over-day):
Inyo



Hospitalizations - Inyo County

Hospitalized Patients
that are COVID-19 positive (+):
Inyo



Inyo County

Post-Vaccination Cases

Scan the QR Code with a
smart phone, or visit:
www.inyocounty.us/covid-19/data-resources



July 2021: 12 cases | 29% of total July cases

August 2021: 22 cases | 19.6% of total August cases

September 2021: 23 cases | 11% of total September cases

October 2021: 30 cases | 5.5% of total October cases

- September and October breakthrough infections constitute a low percentage of total infections, especially considering the high transmission rates that we have had throughout both of those months
- Post-Vaccination Cases at the local level are compiled and updated after the end of each month.

Health Officer Order

Universal Masking

Scan the QR Code with a
smart phone, or visit:
www.inyocounty.us/covid-19/orders-guidance



Current Orders and Guidance (CDPH):

- Mask required for all individuals in certain indoor settings: healthcare, public transit, schools, correctional facilities, shelters, long term care and adult/senior care facilities
- Masks required for unvaccinated individuals in indoor public settings

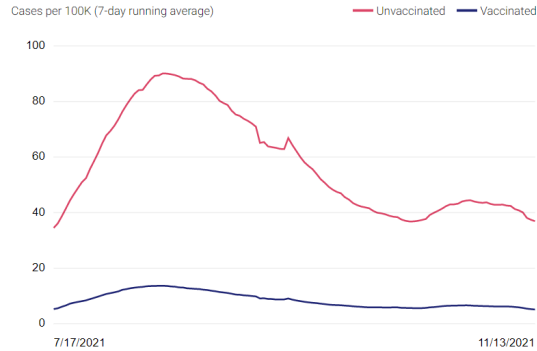
Local Health Officer Order:

- Instituted universal masking in indoor public settings to address high rate of COVID-19 transmission in Inyo County
- An effective mask has both good fit and good filtration. Good fit and filtration improve protection for others if you are infected and protection for you if you are exposed to an infected person.

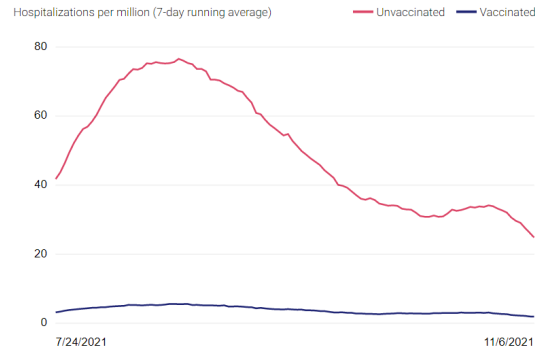
<https://www.cdph.ca.gov/Programs/CID/DCDC/Pages/COVID-19/Get-the-Most-out-of-Masking.aspx>

COVID-19 Vaccine Effectiveness – California

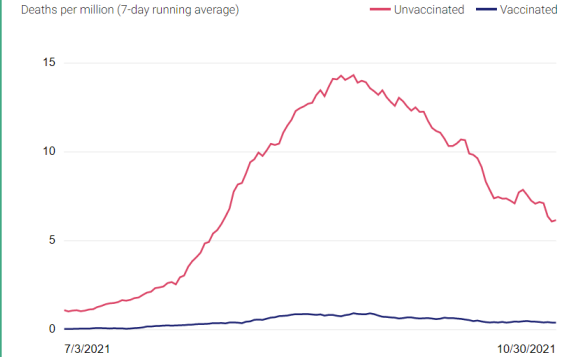
Scan the QR Code with a smart phone, or visit:
covid19.ca.gov/state-dashboards/#postvax-status



From November 7, 2021 to November 13, 2021, unvaccinated people were 7.2 times more likely to get COVID-19 than fully vaccinated people.



From October 31, 2021 to November 6, 2021, unvaccinated people were 13.1 times more likely to be hospitalized with COVID-19 than fully vaccinated people.



From October 24, 2021 to October 30, 2021, unvaccinated people were 15.8 times more likely to die from COVID-19 than fully vaccinated people.

COVID-19 Vaccine

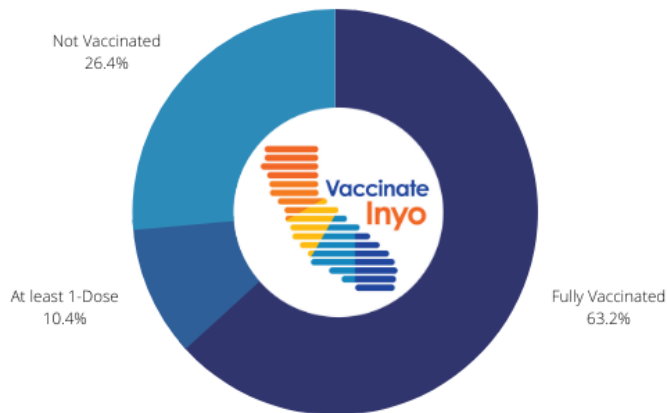
Inyo County Vaccine Coverage

Scan the QR Code with a
smart phone, or visit:
www.inyocounty.us/covid19-vaccines



Vaccinated Status: Inyo County

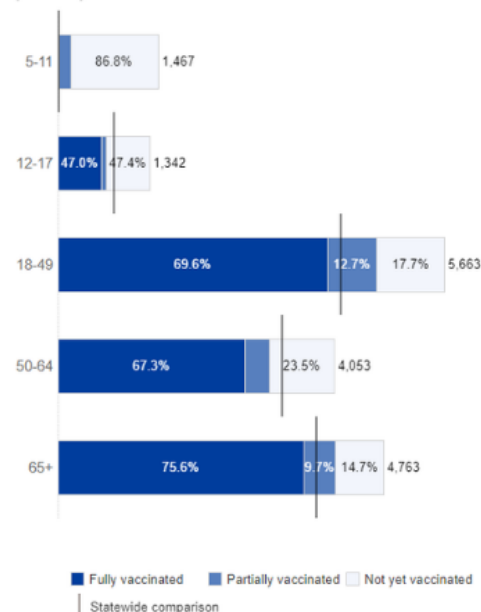
Eligible Population*: 17,288



*Percent of people that are either partially/fully vaccinated through state & federal entities out of the estimated 5+ population

Vaccinated Status by Age Inyo County

As of: 11/29/2021



COVID-19 Vaccine Clinics

Scan the QR Code with a smart phone, or visit:

covid-19-vaccine-fact-sheets.constantcontactsites.com/



COVID-19 Vaccine booster shots are available for the following vaccine recipients:

Pfizer-BioNTech / COMIRNATY or **Moderna**

A Booster dose of the Pfizer or Moderna vaccine is recommended if you:

- Received your second dose at least six months ago; and
- Are age 18+ and are at risk of COVID-19 exposure

Janssen-Johnson & Johnson

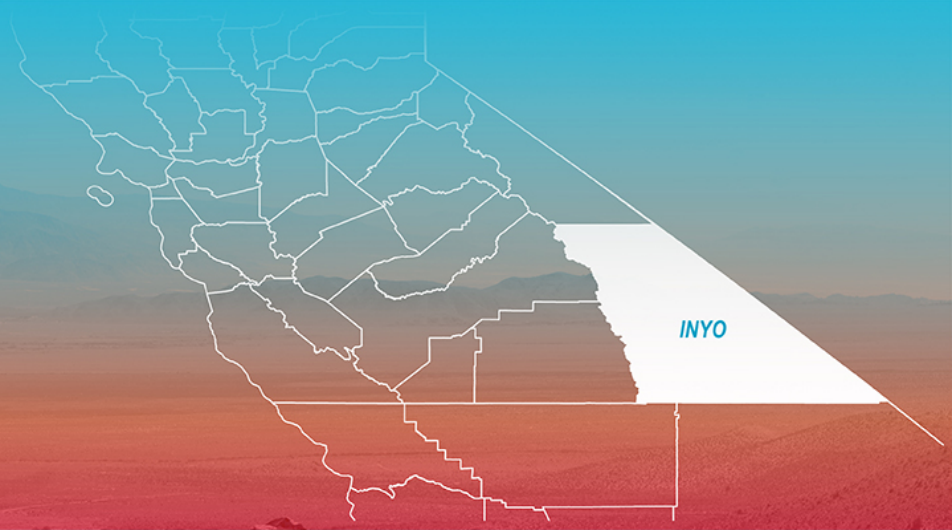
A Booster dose of the Johnson & Johnson vaccine is recommended if you:

- Received your first dose of the Johnson & Johnson vaccine at least two months ago; and
- Are age 18+

You can book an appointment or find community vaccine clinics by visiting: www.inyocounty.us/covid19-vaccines/vaccine-clinics OR MyTurn.ca.gov



COVID-19 RESPONSE



Questions? Email:

HealthOfficer@inyocounty.us

or

VaccineInfo@inyocounty.us